

## TABLE OF CONTENTS

FOREWORD – COUNCIL CHAIR	4
CHIEF EXECUTIVE’S REPORT	6
WHITIREIA COMMUNITY POLYTECHNIC DIRECTORY	11
SUMMARY OF KEY ACHIEVEMENTS – 2007	12
HIGHLIGHTS OF 2007	13

### SERVICE PERFORMANCE STATEMENTS

STATEMENT OF SERVICE PERFORMANCE	16
PERFORMANCE MEASURES DEFINITIONS	26

### FINANCIAL STATEMENTS

INCOME STATEMENT	27
STATEMENT OF CHANGES IN EQUITY	28
BALANCE SHEET	29
CASH FLOW STATEMENT	30
NOTES TO THE FINANCIAL STATEMENTS	31
MANAGEMENT STATEMENT	51
REPORT OF THE AUDITOR-GENERAL	52

### APPENDICES

APPENDIX 1 SPECIAL SUPPLEMENTARY GRANTS	53
APPENDIX 2 PROGRAMME ADVISORY COMMITTEES	54
APPENDIX 3 QUALITY REINVESTMENT PROGRAMME (QRP) – STAGE 3	65



## FOREWORD – COUNCIL CHAIR

Dennis Sharman

As Chair of the Council it gives me great pleasure to introduce the 2007 Annual Report of Whitireia Community Polytechnic.

Whitireia Council membership has remained stable over the last few years with no new Councillors in 2007. Council continues to debate the issues that affect our institution with passion, vigour and with a sound commitment to community needs. Thank you to all Councillors for contributing your knowledge and time to Whitireia. I particularly thank Suzanne Snively for her support as Deputy Chair.

Financially, 2007 was a better year with the institution recording a small surplus. Equivalent Full Time Student (EFTS) numbers were up slightly for domestic students. However, underlying the surplus was bottom line support from the Tertiary Education Commission (TEC). In 2008 and beyond there will continue to be a financial challenge in the new tertiary environment. While Whitireia Council is supportive of the intent of the tertiary reforms, there does need to be more discussion on how the funding shortfalls predicted in 2009 and 2010 will be managed.

During 2007 the TEC worked with Polytechnic CEOs and Chairs to implement the tertiary reforms and while there were significant challenges for the sector, Whitireia has worked hard with TEC to successfully develop and negotiate its Investment Plan.

Through the Wellington Regional Polytechnic Federation (WRPF) Whitireia continued to work closely with the Chairs and CEOs of The Wellington Institute of Technology (WelTec) and The Open Polytechnic of New Zealand (TOPNZ), developing collaborative opportunities for the Wellington region. In 2008 we are looking forward to these projects adding value to Whitireia and the Wellington region.

In 2007 Council decided to continue with the campus redevelopment programme and work on the new Health Education and Social Sciences Building began. The redevelopment of the Wellington campus and upgrade of the Trades Training facilities at Mohuia Crescent and construction of the Atrium at the Porirua campus were all started. It is pleasing to see the capital redevelopment plan providing first class buildings to deliver first class education. The challenge for Council is how it will continue the campus redevelopment in the new tertiary funding environment.

There were many highlights in 2007. The Princess of Tonga, Her Royal Highness Princess Salote Mafile’o Pilolevu Tuita, opened the first student accommodation building for Whitireia, to be known as ‘Sia ko Mo’ui Aonga’. The graduation of our students continues to be another highlight of the year for me. These are special events that mark the continued success of our students, tutors and support staff.

While 2007 has been a better year, Whitireia has many challenges over the next few years delivering the network of provision and implementing the tertiary reforms. We have excellent staff and a very supportive community so we are well placed to continue to deliver quality vocational courses and educational outcomes that will make a difference to students’ employment opportunities and their lives.

On behalf of Council I would like to thank Don Campbell for his leadership in 2007. I would also like to thank the management team and the staff for their continued support and dedication.

Congratulations to all of the students who successfully completed their courses in 2007. Pursue your knowledge and careers. Remember that life long learning is a must and Whitireia will always be here to assist you.

Dennis Sharman  
Council Chair



## CHIEF EXECUTIVE'S REPORT

Don Campbell

Tēnā koutou katoa

**INTRODUCTION** It gives me great pleasure to report on the performance of Whitireia Community Polytechnic for 2007.

It was a year of achievement, consolidation and reshaping around our core business; providing quality tertiary education to 4178 equivalent full time students (EFTS), some 10,000 students in total. Whitireia generated income of \$44 million and, most importantly, met a wide range of tertiary learning needs for the region and communities served by Whitireia.

In doing this, we have delivered a small financial surplus. This however was achieved through bottom line support from the Tertiary Education Commission (TEC). We are challenged to continue the capital investment work funded to date from surpluses and cash reserves.

It was also a year which saw the development of a new tertiary funding system for 2008. A significant amount of time and energy was devoted to this, to interpret and negotiate a plan with TEC officials.

Significant progress was made on several building projects including the new \$5 million Health Studies hub, the upgrade of the Trades Training facilities at Mohuia Crescent, the relocation of the Wellington City campus, the construction of an atrium to provide a large covered area and the first student accommodation on site.

Good progress was also made on collaborative ventures particularly with the Wellington Regional Polytechnic Federation (WRPF) and in Pacific initiatives.

A highlight was hosting the visit of Her Royal Highness Princess Salote Mafile'o Pilolevu Tuita in September. She opened the first student accommodation building at Whitireia, Porirua. It was named 'Sia ko Mo'ui Aonga' – *Abode Where Useful Living Is Nurtured*.

## PERFORMANCE IN 2007

The results for 2007 showed a small increase over 2006 in both student numbers and income.

In 2007, 4178 EFTS were achieved, 112 more than in 2006. In 2007, Government funded EFTS were 3156 EFTS, an increase of 126 on 2006 figures. This growth was achieved in domestic EFTS and reflects the regional training needs identified in *The Future Demand for Tertiary Education Services in the Wellington Region 2008-2010*.

Revenue of \$43.9 million was 4% greater than in 2006. Tight control on expenditure resulted in the cost per EFTS being held at similar levels to 2006. This enabled the Polytechnic to turn a significant deficit in 2006 into a small surplus in 2007, albeit with bottom line support from TEC.

Whitireia is recognised as a leading provider of tertiary education for culturally diverse communities and this is reflected in the 19.1% of domestic students who are Māori and 18.4% Pacific students. Both of these statistics exceeded our objectives. Completion rates for Māori and Pacific students were 80.4% and 76.5% respectively. Surveys of graduates indicated that eight months after graduation, 69% of graduates were in employment and 37% of graduates were engaged in further study.

A survey of employers indicated a high level of satisfaction with Whitireia graduates on a variety of measures. Student satisfaction with programmes, from 1743 responses across 87 programmes, indicated that 94% of students were very satisfied with the overall learning experience. In terms of overall student success, in 2007 a total of 86% of all students completed courses leading to a qualification. 72% of students enrolled in courses leading to a qualification were successful in passing their courses.

## COLLABORATION

Good progress was made in collaborating with a variety of partners in 2007. Foremost amongst collaborative activities was the formation of the Wellington Regional Polytechnic Federation (WRPF) consisting of Whitireia Community Polytechnic (Whitireia), Wellington Institute of Technology (WelTec) and The Open Polytechnic of New Zealand (TOPNZ). Funding was provided by the Tertiary Education Commission (TEC) to each institution.

Projects included Shared Approach to e-learning, Common Records Management, Shared Procurement, Business Continuity Planning and Joint Programme Development. Another project was a collaboration with WelTec on regional facilitation, the only combined approach in the country to deliver this new role for polytechnics.

There were regular meetings of the governance group consisting of Chairs and Chief Executives of the three institutions as well as monthly meetings of the three Chief Executives, a combined Council and Senior staff function and a meeting of Academic Boards.

Collaboration also occurred in the provision of the Bachelor of Health Science (Paramedic) degree with the Wellington Free Ambulance Association (WFA). A number of other successful collaborative ventures continue to operate with various health providers at the postgraduate level including the Royal New Zealand Plunket Society, Hospice New Zealand, Medtra New Zealand as well as the Clinical Training Agency of the Ministry of Health.

An agreement was signed with Tai Poutini Polytechnic resulting in a decision to share curricula for key programmes for the music industry. This will see Whitireia offering the Tai Poutini Live Sound and Event Production programme at Whitireia in 2008 with further developments planned for 2008 and 2009.

We also worked collaboratively with various industry providers including Foodstuffs Wellington Co-operative Society (Limited) in the provision of management training for staff.

An outstanding example of collaboration and our commitment to Pacific Island communities is the relationship with Tupou Tertiary Institute of Tonga. Programmes are taught under the Whitireia quality management system, accreditation and curricula with advice and assistance from our staff. In 2007, this amounted to 186 EFTS with a number of students proceeding from Tonga to complete qualifications in New Zealand.

During 2007, the Wellington Tertiary Education Cluster continued to meet to foster tertiary education in the Greater Wellington Region. It comprises the three Universities and three Polytechnics of the region: Victoria University Wellington, Massey University Wellington, Whitireia Community Polytechnic, Wellington Institute of Technology, the Open Polytechnic of New Zealand and the University of Otago Wellington School of Medicine and Health Sciences.

**TERTIARY REFORMS** 2007 saw further development of the New Zealand tertiary education system with significant changes to the funding system developed for 2008.

The Tertiary Education Strategy (TES) was revised and priority outcomes were identified as *“Increasing Educational Success for young New Zealanders, increasing the Level of Literacy and Numeracy in the Workforce, increasing the Delivery of Skills to Meet Regional and National Industry Needs, and improving Research Connections and Linkages to Create Economic Opportunities”*.

The intent of these priority outcomes is to link and assist with the economic transformation of New Zealand. The Whitireia Council has indicated strong support for the reforms and believes it is well placed to meet the intent provided appropriate resources are allocated to achieve this. Whitireia does have a record of success in the key outcome areas and believes there is an opportunity to further enhance excellent work particularly with Māori and Pacific communities and in the communities of Porirua, Kapiti and Wellington.

A significant amount of time was spent by Institutes of Technology and Polytechnics (ITP) Chief Executives and staff working with TEC to help shape the new funding system. Once sub-sector allocations were known, these were discussed with our TEC Investment Advisor to determine our individual allocations. This was a new and unknown process with important implications for the future of Whitireia and resulted in a government funding allocation for 2008 at 2006 levels.

Given 2006 was the first deficit year Whitireia has had in its history, this will present considerable challenges to overcome in 2008. Whitireia was able to negotiate a plan and funding for the three years 2008-2010.

**RESEARCH** The Whitireia Research Report 2007 records an impressive range of research outputs achieved by Whitireia staff and an increase on the total for 2006. There are a significant number of creative outputs, participation in conference presentations and publications, in conference proceedings by staff in all areas of the polytechnic.

The nursing centre of learning published issue fourteen of the *Whitireia Nursing Journal* which was edited by Eldred Gilbert, Director of Nursing at Capital and Coast District Health Board.

Other outputs include theses, journal articles and book chapters, highlighting the continued development of academic achievement. The report profiles six staff researchers who have made a significant contribution to research both nationally and internationally.

Our successes in the Performance Based Research Fund particularly in Arts and Nursing were admirable despite criteria which mitigate against ITP success.

**BUILDING PROJECTS** A significant new building to be used primarily by the Health Education and Social Sciences faculty was commenced in May 2007. At a cost of \$5 million, the building will include three 40 seat classrooms and office space for 40 staff and will also incorporate a refurbished 90 seat lecture theatre. Due for completion in May 2008, the building features prominently at the main entrance to the campus which has also been upgraded and landscaped.

The Trades Campus in nearby Mohuia Crescent has also been upgraded at a cost of \$750,000 and will allow all Trades programmes to be offered from one site.

A new atrium was commenced to provide a large covered area for student gatherings and celebrations. Constructed of texlon, an inflated translucent pillow, it will be the first use of this product in New Zealand. It will cost \$1.3 million and will provide a much needed central covered arena consistent with the new learning environment.

Towards the end of 2007, the decision was taken to relocate our Wellington Campus from Lambton Quay to Cuba St. A Heritage building owned by the Wellington Company in the Cuba Mall will be fitted out for classes beginning in February and will be officially opened in May 2008.

The first Whitireia student accommodation building to be known as 'Sia ko Mo'ui Aonga' was opened in September by Her Royal Highness Princess Salote Mafile'o Pilolevu Tuita, Princess of Tonga. This will provide self-catered accommodation primarily for Tongan students moving to New Zealand to complete studies commenced in Tonga.

**LOOKING AHEAD** Whitireia faces a number of challenges in 2008. The first is to deliver planned student numbers and the budgeted surplus. The second is to ensure that a capital redevelopment programme is maintained. New buildings will continue to be constructed to replace the large number of prefabricated buildings which are expensive to maintain and not fit for purpose. How the campus master plan might be funded over the next five to ten years will also be a significant challenge for the institution.

The third is to reconfigure the organisation to enhance capability and readiness for the new environment. A key task will be to prepare for significant funding shortfalls predicted for 2009 and 2010.

Further developments will include the establishment of Centres of Excellence, further collaborative arrangements, sharpening our strategic focus and continuing to engage with our communities.

**CONCLUSION** I wish to conclude by thanking all staff for their superb efforts in 2007, for rising to the many challenges and for supporting our students and each other.

My special thanks to Management Team and Directorate and all staff for responding to the changing external environment and preparing the organisation for the changes which lie ahead. We are in reasonable shape but do have a lot of work to do both in helping create a networked tertiary sector and in preparing our organisation for the new environment.

Finally I wish to thank Council for their strong and astute leadership and excellent understanding of their community, the tertiary environment and the place Whitireia has in the network of provision. My special thanks to Chairman Dennis Sharman and Deputy Chair Suzanne Snively for their unfailing support, guidance and leadership during 2007.

No reira, tēnā koutou katoa.

Don Campbell  
Chief Executive

# WHITIREIA COMMUNITY POLYTECHNIC DIRECTORY

## COUNCIL

Dennis Sharman - Council Chair	Co-opted
Suzanne Snively - Deputy Chair	Ministerial
Don Campbell	Chief Executive
Aka Arthur	Ngāti Toa
Heather Bradley	Allied Staff
Gregory Fortuin	Co-opted
Carmel Haggerty	Academic Staff
Barbara Marshall	Ministerial
Caroline Mareko	New Zealand Council of Trade Unions
Chris Moses	Student Representative
Allan Nichols	New Zealand Employers & Manufacturers Association
Caren Rangī	Ministerial
Ron Wilkinson	Ministerial

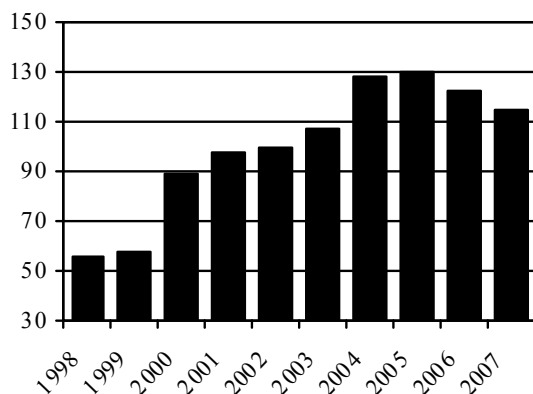
## DIRECTORATE

Don Campbell MBS (Hons) BA (Econ) DipTchg FNZIM	Chief Executive
Pat Stuart BA	Chief Operating Officer
Paul Bryant DEA (Automatique) ME (Elect) MNZIE	Director, International
Susan Cauchi MA (Hons) Dip NZLS	Director, Academic
Jann Dyer MMgt, PGDipIS, PGDipBus, BA, DipTchg	Director, Projects
Willis Katene MMMgt BA (Hons) Dip ART	Director, Te Kupenga
Bruce Miller CA BA DipTchg	Director, Corporate Services
Tim Renner MA (Hons) MBA	Director, Communications and Marketing (Domestic)

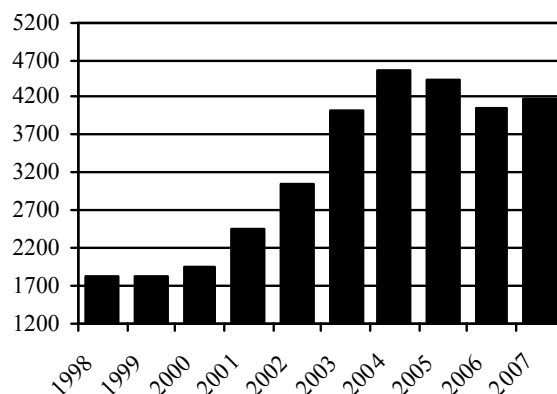
# SUMMARY OF KEY ACHIEVEMENTS - 2007

## INSTITUTIONAL GROWTH

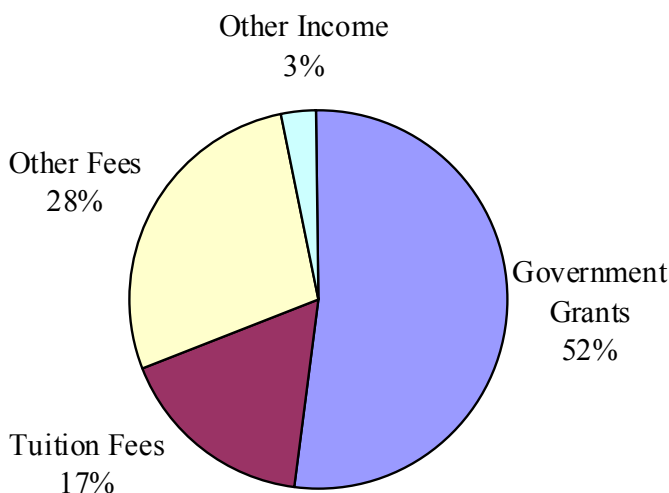
Number of Full-Time Programmes



Equivalent Full-Time Students



## SOURCE OF FUNDS



## GRADUATE PERFORMANCE

### Student Success Rate:

Target	65%
Actual	72%

### Graduate Destination:

Moved to Employment	69%
Further Education	37%
Improved Career Prospects	97%

### Employer Satisfaction with Graduates:

Level of Skills	96%
Level of Knowledge	100%
Relevance of Qualification	96%

## PROGRAMME QUALITY

### Student Satisfaction with:

Overall Programme	94%
Standard of Teaching	92%
Useful Content	98%

All programmes taught have NZQA/ITP Quality/Academic Board approval/accreditation.

All programmes are supported and monitored by external stakeholders

All students and staff are encouraged to become knowledgeable about the Treaty of Waitangi

# HIGHLIGHTS OF 2007

The following were some of the highlights in 2007:

## *Communications & Marketing*

- A call centre was developed in Customer Services to handle course enquiries and programme advice as well as streamlining incoming calls to staff and enrolment processes.
- *Wellington Region Tertiary Services Needs and Gaps* was published in partnership with WelTec.
- A summer semester for 2007/8 was developed.
- Careers Sorted, a tertiary study advice centre in Coastlands ShoppingTown, Paraparaumu, Kapiti Coast, was opened as a pilot project over summer 2007/2008.
- A five year Strategic Plan for Schools Liaison was developed including consolidated reference packs for schools which received very high praise from principals.
- A Scholarships programme for students intending to undertake tertiary study from schools in our immediate area was initiated on advice of secondary school principals. Seven scholarships were awarded in diverse areas from the Bachelor of Nursing to the Bachelor of Applied Arts.
- A “Celebrating Whitireia” event for external stakeholders was held on 27 November at the Pātaka Museum of Art and History.

## *Kapiti*

- In mid-September, the Kapiti Campus hosted the Kapiti Healthfest featuring all major health service providers in the Kapiti community who offered information and health related activities throughout the day.
- In October, the campus hosted the Aotearoa Textiles Forum featuring 70 international artists and students at Kapiti for a week. The Forum included a wonderful range of workshops for students from throughout New Zealand and overseas.
- November 2007 featured the annual Kapiti Arts Trail. The Kapiti Campus once again was one of the main destinations over the two-day event. Over 40 exhibitors, including Whitireia staff and students, displayed work which was available for sale.
- Good connections have been forged with local Colleges for Beauty and Hairdressing programmes, including the participation with the local College Ball and After Ball Fashion Show fundraiser for Paraparaumu College.

## *Planning*

- The Whitireia Investment Plan 2008 – 2010 was approved unconditionally by TEC. This confirmed the Polytechnic’s Government EFTS funding and additional funding such as Business Links and Special Supplementary Grants.
- Overall student completion and success rates improved in 2007. For Māori students in particular, completion and success rates were better than in 2006.

### ***Arts & Communication***

- The first cohort of students from the Bachelor of Applied Arts completed their final year of study and will graduate in March 2008.
- The Performing Arts company toured China with Ministry of Foreign Affairs and Trade for eight weeks.
- Performing Arts students featured at World of Music Arts and Dance (WOMAD) in New Plymouth in March.
- Performing Arts were contracted by Te Papa as part of the highly successful weekly show, *Taonga MataOra*.
- The Faculty of Arts and Communication produced a record number of creative research outputs, including a number of prestigious exhibitions and performances, both nationally and internationally.
- A staff member, Deb Donnelly, was a finalist in the *Asia Pasifika* and *Cult Couture* fashion competitions.
- A Samoan language short course was launched in association with the National University of Samoa.
- International relationships were established with CCC Kung Lee College in Hong Kong and Miriam College, a top women's university in the Philippines.

### ***Health Education and Social Sciences***

- A successful graduation of Bachelor of Nursing (Pacific) 2006 students was attended by Hon. Luamanuvao Winnie Laban, MP for Mana.
- The new National Diploma in Mental Health (Mental Health Support Work) was approved, with Whitireia Community Polytechnic being one of the first providers ready to offer the programme in 2008.
- A Memorandum of Understanding with the New Zealand Police was signed in December 2007. Initial collaboration will be on pre-entry to Police courses.
- A relationship has been developed with the Department of Corrections, with prison nurses being the first cohort to enrol in the Primary Mental Health Care Postgraduate Paper.
- The first class of students who completed the Bachelor of Health Science (Paramedic) programme graduated in 2007.
- A Men in Early Childhood summit was held attracting over 70 participants.
- A successful Australasian Nurse Educators' Conference was hosted by the Nursing Centres of Learning – over 350 delegates participated.
- The Bachelor of Nursing programme was internally reviewed, as well as being externally reviewed by the Nursing Council of New Zealand. Both were very positive and highlighted the qualities of the programme and the high level of engagement all staff have in the wider nursing community.

### ***Te Kupenga***

- Eight tutors and 240 students were involved in a Foundation Learning pilot project to support literacy and numeracy learning.
- The first Whakarangimārie week was held to highlight our partnership process for peaceful conflict resolution and Joris de Bres, the Race Relations Commissioner was the keynote speaker.
- The Annual commemoration of the Ngāti Toa signing of te Tiriti o Waitangi was held on 19 June at Takapūwāhia Marae with Miria Pomare as guest speaker.
- Certificates in Waka Ama and Waka Ama (Advanced) were introduced for the first time with twelve students winning a silver medal at the national sprint regatta.

### ***Business and Information Technology***

- A successful graduation attended by Her Royal Highness Princess Salote Mafile’o Pilolevu Tuita was held for over 60 students at the Tupou Tertiary Institute, in Tonga.
- Successful delivery of STAR programmes for secondary school students in IT and Business.
- NZIM papers were taught in the Rimutaka Prison with a number of students successfully completing the full certificate programme.
- The NZIM Certificate in Management was provided for the Pacific community.
- A tutor, Sue Chard, was selected as a Microsoft Most Valuable Professional for the second year in a row.

### ***Services Industries and Trades***

- The Certificate in Professional Cookery experienced success at the Wellington Culinary Fare with seven students entered from the Porirua and Kapiti campus winning a total of nine medals, including one Gold medal.
- Carpentry programmes in Tonga expanded in 2007.
- All students who sat the City and Guilds Diploma in Beauty Therapy passed with distinction.
- Certificate in Retail and Cosmetic Services had its first graduation at the half year, followed by further graduates joining the end of year celebrations.
- Road Transport - Straight 2 Work (civil construction) courses grew in 2007.
- Whitireia successfully tendered for Domestic Police 4wd training in addition to overseas deployment trainings. A record number of students enrolled in road transport courses.
- The Computers in Homes project was offered in conjunction with e-learning Porirua and was also offered successfully at the Cook Island Centre in Cannons Creek.

### ***Library***

- The library continued to stay at the forefront of technology developments with the introduction of the CODA online research database, Athens login and password system, and Syndetica software to enhance the online catalogue.
- Whitireia continues to have the highest number of academic research items online (57) of any of the CODA group of six polytechnics. This is now part of a growing nation-wide database.
- The Athens one login and password system for accessing databases off campus has enhanced access and use for students. The use of Syndetica software has enhanced our online catalogue as it allows users to access tables of contents, abstracts, and images.

# STATEMENT OF SERVICE PERFORMANCE

## GOAL 1

To extend the range, relevance and quality of learning opportunities offered to students to enhance their potential particularly for employment, locally, nationally and internationally

### OBJECTIVE 1

### PERFORMANCE

**All programmes offered to students meet the quality standards required for recognition, approval and accreditation**

*Performance Measure: All qualifications taught each year gain recognition, approval and accreditation as required by the Academic Board and ITP Quality.*

**This objective was achieved.** An ITP Quality Institutional Academic Audit has confirmed the Polytechnic's quality assured status and institutional accreditation until 2010.

All qualifications taught in 2007 had recognition, approval and accreditation as required by the Academic Board, ITPQ and NZQA.

The following new qualifications were approved in 2007:

- Certificate in Agrichemical Application
- Certificate in Applied Arts [Visual Arts strand]
- Certificate in Aviation (Aeroplane)
- Certificate in Aviation (Instructor Rating)
- Certificate in Aviation (Multi Engine Instrument Rating)
- Certificate in Civil Construction (Introductory Skills)
- Certificates in General Studies
- Certificate in Live Sound and Event Production
- Certificate in Security
- Certificate in Waka Ama
- Certificate in Waka Ama (Advanced)
- Graduate Diploma in Applied Business Studies
- Graduate Diploma in Information Technology
- National Diploma in Business (Level 5)
- National Diploma in Business (Level 6)
- National Diploma in Mental Health (Mental Health Support Work)
- NZIM Certificate in Small Business Management

The Academic Board also approved a large number of significant changes to programmes, while numerous minor changes to programmes were approved by the Academic Standards Committee under delegated authority from the Academic Board.

## OBJECTIVE 2

## PERFORMANCE

---

**Teaching and allied staff are supported to improve their teaching qualifications and professional competence**

*Performance Measure:*

- *At least 95% of current full-time teaching staff complete at least ten days of staff development annually to improve their adult teaching qualifications or update professional competence*
- *At least 95% of full-time allied staff complete at least two days of staff development annually to update their professional competence*

**The objective for full-time teaching staff was not achieved.** Eighty-three percent (83%) of full-time teaching staff completed at least 10 days of professional development to improve adult teaching qualifications and update professional competence. Other staff completed less than 10 days of staff development.

**The objective for full-time allied staff was not achieved.** Ninety-two percent (92%) of allied (non-teaching) staff completed at least two days of staff development to update their professional competence.

## OBJECTIVE 3

## PERFORMANCE

---

**The relevance of qualifications is supported and monitored by external stakeholders**

*Performance Measure:*

- *Industries, businesses, iwi, community groups and professional bodies, as appropriate, are consulted in the development of all new qualifications approved by the Academic Board*
- *For all teaching programmes, there is an Advisory Committee which monitors the relevance of current programmes*

**The objective for appropriate consultation in the development of all new qualifications was achieved.** All new programmes are supported and monitored by external stakeholders. Industry, business, iwi, community groups and professional bodies are consulted in the development of new qualifications approved by the Academic Board.

**The objective for advisory committees for all teaching programmes was achieved for all but one programme.** A total of thirty nine Programme Advisory Committees met during 2007. Membership consisted of representatives of relevant industries, businesses, iwi, community groups and professional bodies. One programme, the *National Certificate in Youth Work (Assistant)* did not hold formal Advisory Committee meetings in 2007, but staff maintained a variety of informal links with stakeholders.

See Appendix 2

## OBJECTIVE 4

## PERFORMANCE

### Graduates progress to employment or further education

*Performance Measure:*

- *In the year after graduation, at least 70% of graduates surveyed are in employment*
- *In the year after graduation, at least 20% of graduates are engaged in further study*

**The overall objective was achieved.** In 2007, graduates from 2006 programmes of study were surveyed to ascertain whether graduates were able to gain employment or progress to further study. Of graduates who responded, 69% were in employment. This almost met the target of 70%. In addition, 37% of graduates were engaged in further studies. Since 2005, Whitireia used the ITPNZ Graduate Survey questionnaire, with the result that information from the survey was a little different from previous years.

Table 1: Level of Employment and Further Education of Graduates

		2007	2006	2005	2004	2003
	<i>Target</i>	<i>Actual</i>				
Employment	70%	<b>69%</b>	65%	71%	64%	61%
Further Education	20%	<b>37%</b>	32%	24%	30%	18%

## OBJECTIVE 5

## PERFORMANCE

### Employers are satisfied with graduate skills

*Performance Measure: At least 85% of employers surveyed each year are satisfied or very satisfied with the suitability of graduates*

**This objective was achieved.** In 2007, a survey sought employers' views regarding the suitability of Whitireia graduate skills. An employer satisfaction rating was used with response choices ranging from "very satisfied" to "very dissatisfied".

Employers' responses indicated a high level of satisfaction with Whitireia graduates' proficiency, with the target of 85% being met for all criteria.

Table 2: Employers' Satisfaction with Graduate Skills

	2007	2006	2005	2004	2003
Relevance of Qualification	<b>96%</b>	97%	93%	85%	91%
Level of Job Skills	<b>96%</b>	100%	95%	92%	91%
Level of Job Knowledge	<b>100%</b>	100%	95%	92%	88%
Ability to do the Job	<b>92%</b>	100%	95%	92%	91%
Attitude to the Job	<b>96%</b>	100%	92%	100%	93%
Work Ethics	<b>92%</b>	100%	94%	100%	93%
Work with Minimal Supervision	<b>92%</b>	100%	94%	92%	91%
Work Well as Team Member	<b>96%</b>	100%	94%	85%	91%
<i>(Target 2007 - 85%)</i>					

**OBJECTIVE 6****PERFORMANCE****Applied research supports teaching and learning**

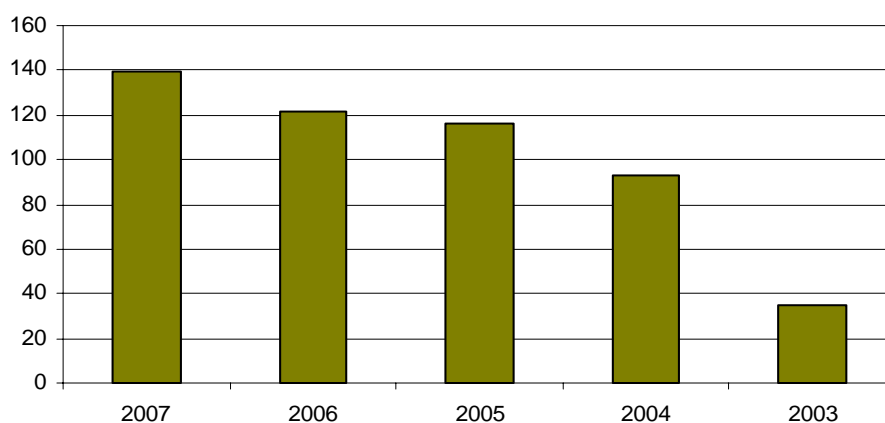
*Performance Measure:* Research outputs in relevant disciplines, including publications, articles in journals, and public exhibitions, are produced as follows: at least 60 outputs in 2007, 70 in 2008 and 90 in 2009

**This objective was achieved.** One-hundred-and-thirty nine staff research outputs were reported in 2007. This included completed research publications, reports, conference papers and creative installations. This figure of 139 research outputs represents a continuing increase in research, compared with 122 research outputs in 2006, 116 research outputs in 2005, 93 research outputs in 2004 and only 35 completed research projects in 2003.

Table 3: Summary of Research Initiatives in 2007

	2007	2006	2005	2004	2003
Publications	44	42	35	15	-
Conference Contributions	35	38	61	47	-
Creative Outputs	60	42	20	31	-
<b>TOTAL</b>	<b>139</b>	<b>122</b>	<b>116</b>	<b>93</b>	<b>35</b>

Figure 3: Research Outputs 2003-2007



## GOAL 2

To focus on the success of every student through flexible learning delivery, technology supported learning and quality educational support services

### OBJECTIVE 7 PERFORMANCE

**Students complete courses leading to a qualification**

*Performance Measure:* 80% of all students enrolled in courses leading to a qualification complete their courses

**This objective was achieved:** In 2007, a total of 86% of all students completed courses leading to a qualification according to official TEC figures. This is an increase on 2006 figures.

*Table 4: Student Completion Rate*

		2007	2006	2005	2004	2003
	<i>Target</i>			<i>Actual</i>		
Student Completion Rate	80%	<b>86.0%</b>	83.7%	84.4%	86.8%	88.7%

### OBJECTIVE 8 PERFORMANCE

**Students are successful in courses leading to a qualification**

*Performance Measure:* 65% or more of students who enrol in courses leading to a qualification are successful

**This objective was achieved.** 72% of students who enrolled in courses leading to a qualification were successful in 2007. This is an increase on 2006 figures.

*Table 5: Student Success Rate*

		2007	2006	2005	2004	2003
	<i>Target</i>			<i>Actual</i>		
Student Success Rate (as % of enrolments)	65%	<b>72.0%</b>	71.4%	72.7%	73.1%	70.3%

**OBJECTIVE 9**

**PERFORMANCE**

**Students evaluate their overall learning experience positively**

*Performance Measure:* 85% or more of students surveyed are “satisfied” or “very satisfied” with the overall quality of their learning programmes

**This objective was achieved:** A total of 94% of students reported satisfaction with their overall learning experience in 2007.

The 2007 Student Satisfaction Survey was carried out across the Polytechnic, and included 87 programmes. A total of 1,743 students responded.

A total of 94% of surveyed students reported that they were “very satisfied” or “satisfied” with their overall learning experience. This exceeded the target of 85% for overall programme satisfaction.

Written comments from students were used to gain clarity and to direct possible corrective action. For particular programmes where targets were not met, Faculty Deans were required to prepare an action plan for improving student satisfaction within the programme.

*Table 6: Student Satisfaction with Programmes*

Teaching programmes	Students Satisfied or Very Satisfied				
	2007	2006	2005	2004	2003
Well organised	85%	84%	88%	84%	82%
Useful content	98%	98%	98%	91%	90%
Standard of teaching	92%	92%	94%	86%	85%
Fair & relevant work for assessments	91%	91%	93%	87%	82%
Assessments returned within agreed timeframe	89%	88%	91%	81%	Not asked
Helpful feedback on work	95%	94%	95%	86%	85%
<b>Overall Learning Experience</b>	<b>94%</b>	91%	95%	89%	87%
<i>(Target 2007 – 85%)</i>					

**OBJECTIVE 10**

**PERFORMANCE**

**Students evaluate learning support services positively**

*Performance Measure:* At least 70% of students are “satisfied” or “very satisfied” with the Library, Customer Services, Learning Skills and Student Services

**This objective was achieved.** All service areas met the 70% target. Table 7 shows that in most cases satisfaction ratings have increased since 2004.

*Table 7: Student Satisfaction with Services*

Learning Support Services	Students Satisfied or Very Satisfied				
	2007	2006	2005	2004	2003
Library	84%	87%	87%	78%	87%
Customer Services	84%	84%	81%	79%	87%
Learning Skills	80%	77%	77%	77%	80%
Student Services	83%	82%	79%	74%	74%
<i>(Target 2007 - 70%)</i>					

## GOAL 3

To be recognised as a leading provider of tertiary education for multicultural communities and in achieving equity of educational and employment opportunities

### OBJECTIVE 11

### PERFORMANCE

**Traditionally under-represented groups such as Māori and Pacific students participate in tertiary education at Whitireia**

*Performance Measure:*

- *Based on domestic students, the proportion of Māori students reflects local demographics*
- *Based on domestic students, the proportion of Pacific students reflects local demographics*

*Targets (from 2006 Department of Statistics Census):*

<i>Māori</i>	<i>11%</i>
<i>Pacific</i>	<i>8%</i>

**The objective was achieved:** In 2007, 19.1% of domestic students were Māori, compared with a target of 11%. 18.4% of domestic students were Pacific students, compared with a target of 8%. While targets were met, there was a decrease in both Māori and Pacific student numbers compared with 2006.

*Table 8: Ethnicity Profile for 2006 Domestic Student Enrolments*

Students		2007	2006	2005	2004	2003
	<i>Target</i>			<i>Actual</i>		
Māori	11.0%	<b>19.1%</b>	21.1%	19.8%	24.1%	16.4%
Pacific	8.0%	<b>18.4%</b>	21.8%	20.7%	21.4%	24.3%

### OBJECTIVE 12

### PERFORMANCE

**Traditionally under-represented groups such as Māori and Pacific students move towards achieving Whitireia targets for course completions**

*Performance Measure:*

- *80% of Māori students enrolled in courses leading to a qualification complete their courses*
- *80% of Pacific students enrolled in courses leading to a qualification complete their courses*

**The objective was achieved for Maori students, but not for Pacific students.** The target of an 80% completion rate was achieved by Māori students, but not by Pacific students.

*Table 9: Ethnicity Profile for Student Completion Rates*

	2007	2006	2005	2004	2003
Māori	<b>80.4%</b>	76.2%	79.4%	77.6%	85.2%
Pacific	<b>76.5%</b>	72.1%	74.9%	84.1%	86.5%

*(Target 2007 - 80%)*

**OBJECTIVE 13****PERFORMANCE**

**Traditionally under-represented groups such as Māori and Pacific students move towards achieving Whitireia targets for success**

*Performance Measure:*

- 65% of Māori students enrolled in courses leading to a qualification successfully pass their courses
- 65% of Pacific students enrolled in courses leading to a qualification successfully pass their courses

**This objective for Māori students to successfully pass their courses was achieved.** The Polytechnic's target of a 65% success rate was achieved by Māori students, who had success rates of 65.4%. This is an increase in relation to previous years.

**The objective for Pacific students to successfully pass their courses was not achieved.** Pacific students attained a success rate of 55.5%. This did not meet the Polytechnic's target of a 65% success rate.

*Table 10: Ethnicity Profile for Student Success Rates*

	2007	2006	2005	2004	2003
Māori	65.4%	57.9%	58.6%	55.5%	64.2%
Pacific	55.5%	57.6%	57.9%	65.9%	61.3%
<i>(Target 2007 - 65%)</i>					

**OBJECTIVE 14****PERFORMANCE**

**Demonstrable progress is made towards achieving equal educational opportunities**

*Performance Measure: The Equal Educational Opportunity annual plan is achieved*

**This objective was achieved.** The Equal Educational Opportunities Plan for 2007 was achieved. The Special Supplementary Grant objective for Māori student completion and success was achieved in 2007, with an increase in Māori student completion and success figures. The Equal Educational Opportunities Committee met four times during 2007, and equal educational opportunities initiatives were promoted throughout the Polytechnic.

**OBJECTIVE 15****PERFORMANCE**

**Demonstrable progress is made towards achieving equal employment opportunities**

*Performance Measure: The Equal Employment Opportunity annual plan is achieved*

**This objective was achieved.** During 2007, the Equal Employment Opportunity plan was to become a member of the EEO Trust. The qualifying requirements for Trust membership was met, and Whitireia Trust membership was achieved in 2007.

## GOAL 4

To enhance the long-term financial viability of the Polytechnic through sound financial management, effective administrative systems and managed entrepreneurial activities

### OBJECTIVE 16

### PERFORMANCE

**Annual targets for the number of equivalent full-time students are achieved each year**

*Performance Measure:* Annual targets for the equivalent full-time students are achieved each year

**This objective was achieved.** In 2007, the Polytechnic achieved 4,177.64 EFTS, which was a 4.2% increase on 2006 figures. Government-funded EFTS were 3,156.73 EFTS, which was an increase of 2.8% on 2006 figures.

Table 12: Actual Equivalent Full-time students (EFTS)

	2007	2006	2005	2004	2003
			<b>Actual</b>		
Arts & Humanities	<b>1,216.04</b>	1,280.96	1,723.51	1,652.83	1,633.59
Business & Law	<b>1,002.60</b>	894.76	811.70	704.38	667.77
Health Professions	<b>434.26</b>	441.94	406.23	381.75	191.50
Science & Applied Science	<b>55.81</b>	40.06	26.67	28.16	41.54
Teacher Education	<b>112.22</b>	107.18	86.25	112.02	87.50
Technology	<b>16.94</b>	18.62	17.28	32.95	31.80
Trades Training	<b>318.86</b>	247.08	166.19	192.06	170.66
<b>Sub Total (TEC)</b>	<b>3,156.73</b>	<b>3,030.60</b>	<b>3,237.83</b>	<b>3,104.17</b>	<b>2,824.35</b>
International	<b>825.01</b>	835.53	1,055.79	1,299.24	989.25
TEC Contracts	<b>32.00</b>	53.99	53.50	44.88	86.03
STAR	<b>42.18</b>	36.43	32.01	30.39	28.86
Other	<b>121.71</b>	109.07	80.04	90.71	94.26
<b>Total</b>	<b>4,177.64</b>	<b>4,065.62</b>	<b>4,459.17</b>	<b>4,569.39</b>	<b>4,022.75</b>

### OBJECTIVE 17

### PERFORMANCE

**Sound and prudential financial management is exercised**

*Performance Measure:* The following financial performance measures are achieved

	2007	2006	2005	2004	2003
			<b>Actual</b>		
Revenue (millions)	<b>\$43.9</b>	\$42.3	\$42.0	\$44.0	\$38.8
Surplus/Deficit (\$ in Millions)	<b>\$0.1</b>	(\$1.6)	\$0.4	\$6.5	\$6.2
Surplus/Deficit (% Income)	<b>0.3%</b>	(3.7%)	1.0%	14.9%	15.9%
Return on Net Assets (%)	<b>0.2%</b>	(3.5%)	0.8%	13.7%	19.1%
Revenue from TEC (\$ in Millions)	<b>\$20.7</b>	\$19.8	\$20.4	\$19.5	\$16.5
Revenue from TEC (% of Total Revenue)	<b>47.2%</b>	46.8%	48.7%	44.3%	42.7%
Cost per EFTS	<b>\$10,469</b>	\$10,798	\$9,324	\$8,193	\$8,112
Working Capital Ratio	<b>1.23</b>	1.28	1.33	1.61	1.10
Net Assets per EFTS	<b>\$14,905</b>	\$11,228	\$10,678	\$10,484	\$8,028
Net Operating Cash Flow (\$ in Millions)	<b>\$2.8</b>	\$3.1	\$2.5	\$9.3	\$8.7

## GOAL 5

Whitireia is committed to implementing te Tiriti o Waitangi

### OBJECTIVE 18

### PERFORMANCE

**Whitireia students are encouraged to become knowledgeable about te Tiriti o Waitangi**

*Performance Measure:* 80% of all Whitireia programmes contain a Tiriti o Waitangi component

**This objective was achieved.** A Tiriti o Waitangi component is built into 82.3% of teaching programmes offered at Whitireia campuses.

### OBJECTIVE 19

### PERFORMANCE

**Whitireia staff are supported to become knowledgeable about the Tiriti of Waitangi**

*Performance Measure:* 80% of all staff participate in at least one professional development activity per year on the Tiriti o Waitangi

**This objective was achieved.** Eighty-three percent (83%) of staff participated in at least one professional development activity on the Tiriti o Waitangi in 2007.

### OBJECTIVE 20

### PERFORMANCE

**Decisions from Whitireia reflect the partnership implicit in te Tiriti o Waitangi**

*Performance Measure:* The Directorate, Council, Academic Board and Academic Standards Committee include at least one member of Treaty partners

**This objective was achieved.** Tangata Whenua were represented on all major decision-making committees as follows:

Council	4	members
Directorate	1	member
Academic Board	3	members
Academic Standards Committee	2	member

Note: In the above objectives, data is based on recorded student enrolments in courses leading to recognised qualifications. Ethnicity data is based on students' identification of their ethnicities on their enrolment forms.

## PERFORMANCE MEASURES DEFINITIONS

Performance measures that the Council considers will enable the preparation of a Statement of Service Performance for the purposes of Section 41.2 (e) of the Public Finance Act are listed below.

**Students enrolled** expressed as Equivalent Full-Time Students (EFTS) for the Polytechnic

### Completion Rate

$$\text{Completion rate \%} = \frac{\text{number of students who complete course}}{\text{number of students who enrolled in that course}} \times 100$$

### Success Rate

$$\text{Success rate \%} = \frac{\text{number of students who meet course requirements}}{\text{number of students who enrolled in that course}} \times 100$$

("Success" is as defined in the programme approved by the Academic Board and as indicated in information provided for students.)

### Student Satisfaction Rating

$$\text{Satisfaction rating \%} = \frac{\text{number of responses of satisfactory or better}}{\text{total number of responses}} \times 100$$

**Time lines** measure percentage of programmes completed by dates specified to students in pre-programme information

**Quantity Measures** are EFTS Target as indicated for the Polytechnic

**Quality Measures** are completion rates, success rates and student satisfaction rates

# INCOME STATEMENT

for the year ended 31 December 2007

	Notes	<u>CONSOLIDATED</u>			<u>PARENT</u>	
		Actual 2007	Budget 2007	Actual 2006	Actual	
<b>CONSOLIDATED</b>					2007	2006
<b>Revenue</b>						
Government Grants	3(a)	23,076,518	21,733,209	20,858,069	23,076,518	20,858,069
Student tuition fees		7,282,807	8,704,001	7,168,298	7,282,807	7,168,298
Other Fees and Charges	3(b)	12,302,518	12,401,322	11,956,116	12,302,518	11,956,116
Other income	3(c)	289,904	829,465	1,536,017	277,404	1,521,317
Interest income	3(d)	928,721	484,917	836,123	903,826	812,757
<b>Total Revenue</b>		<b>43,880,468</b>	<b>44,152,914</b>	<b>42,354,623</b>	<b>43,843,073</b>	<b>42,316,557</b>
<b>Expenses</b>						
Employee benefit expenses	3(e)	22,375,414	22,402,553	21,442,843	22,375,414	21,442,843
Depreciation expense	8	3,562,411	3,274,552	3,574,612	3,562,411	3,574,612
Amortisation expense		97,709	274,848	180,461	97,709	180,461
Materials and consumables		323,121	268,600	291,038	323,121	291,038
Other expenses	3(f)	17,376,890	17,687,718	18,439,538	17,334,425	18,399,759
<b>Total operating expenses</b>		<b>43,735,545</b>	<b>43,908,271</b>	<b>43,928,492</b>	<b>43,693,080</b>	<b>43,888,713</b>
<b>Surplus / (Deficit) from continuing operations</b>		<b>144,923</b>	<b>244,643</b>	<b>-1,573,869</b>	<b>149,993</b>	<b>-1,572,156</b>
<b>Net Surplus / (Deficit) for the period</b>		<b>144,923</b>	<b>244,643</b>	<b>-1,573,869</b>	<b>149,993</b>	<b>-1,572,156</b>

The accompanying accounting policies and notes form an integral part of these financial statements.

# STATEMENT OF CHANGES IN EQUITY

for the year ended 31 December 2007

## CONSOLIDATED

	<i>Public Equity</i>	<i>Retained Earnings</i>	<i>Revaluation Reserve</i>	<i>Total</i>
<b>At 1 January 2006</b>	107,000	38,958,629	8,403,262	47,468,891
Surplus / (Deficit) for the year	0	-1,573,869	0	-1,573,869
<b>At 31 December 2006</b>	107,000	37,384,760	8,403,262	45,895,022
Fair value revaluation of land and buildings	0	0	16,227,014	16,227,014
Surplus / (Deficit) for the year	0	144,923	0	144,923
<b>31 December 2007</b>	<b>107,000</b>	<b>37,529,683</b>	<b>24,630,276</b>	<b>62,266,959</b>

## PARENT

	<i>Public Equity</i>	<i>Retained Earnings</i>	<i>Revaluation Reserve</i>	<i>Total</i>
<b>At 1 January 2006</b>	107,000	38,723,508	8,403,262	47,233,770
Surplus / (Deficit) for the year	0	-1,572,156	0	-1,572,156
<b>At 31 December 2006</b>	107,000	37,151,352	8,403,262	45,661,614
Fair value revaluation of land and buildings	0	0	16,227,014	16,227,014
Surplus / (Deficit) for the year	0	149,993	0	149,993
<b>At 31 December 2007</b>	<b>107,000</b>	<b>37,301,345</b>	<b>24,630,276</b>	<b>62,038,621</b>

The accompanying accounting policies and notes form an integral part of these financial statements.

# BALANCE SHEET

for the year ended 31 December 2007

	Notes	<u>CONSOLIDATED</u>		<u>PARENT</u>	
		2007	2006	2007	2006
<b>ASSETS</b>					
<b>Current Assets</b>					
Cash and cash equivalents	4	6,437,379	4,524,866	6,368,674	4,255,851
Student Fees and other receivables	5	1,760,219	541,492	1,743,989	540,383
Inventories	6	63,284	73,691	63,284	73,691
Prepayments		315,584	358,168	315,584	358,168
Current portion of financial assets in the nature of investments	7	269,000	3,838,146	0	3,750,000
<b>Total Current Assets</b>		<b>8,845,466</b>	<b>9,336,363</b>	<b>8,491,531</b>	<b>8,978,093</b>
<b>Non-current Assets</b>					
Financial assets in the nature of investments	7	10,002	10,002	10,002	10,002
Property	8	53,540,100	38,171,009	53,540,100	38,171,009
Plant and Equipment (excluding land and buildings)	8	6,730,293	5,241,689	6,730,293	5,241,689
Investment properties	9	255,000	96,000	255,000	96,000
Intangible assets	10	268,940	273,626	268,940	273,626
<b>Total Non-current Assets</b>		<b>60,804,335</b>	<b>43,792,326</b>	<b>60,804,335</b>	<b>43,792,326</b>
<b>TOTAL ASSETS</b>		<b>69,649,801</b>	<b>53,128,689</b>	<b>69,295,866</b>	<b>52,770,419</b>
<b>LIABILITIES</b>					
<b>Current Liabilities</b>					
Trade and other payables	11	3,027,462	2,759,263	3,024,562	2,757,099
Special Accounts	12	215,802	207,939	93,105	85,242
Provisions	13	1,458,847	1,265,449	1,458,847	1,265,449
Revenue received in advance	14	2,518,078	2,871,370	2,518,078	2,871,370
<b>Total Current Liabilities</b>		<b>7,220,189</b>	<b>7,104,021</b>	<b>7,094,592</b>	<b>6,979,160</b>
<b>Non-current liabilities</b>					
Provisions	13	162,653	129,646	162,653	129,646
<b>Total Non-current Liabilities</b>		<b>162,653</b>	<b>129,646</b>	<b>162,653</b>	<b>129,646</b>
<b>TOTAL LIABILITIES</b>		<b>7,382,842</b>	<b>7,233,667</b>	<b>7,257,245</b>	<b>7,108,806</b>
<b>NET ASSETS</b>		<b>62,266,959</b>	<b>45,895,022</b>	<b>62,038,621</b>	<b>45,661,613</b>
<b>EQUITY</b>					
Equity		107,000	107,000	107,000	107,000
Retained Earnings		37,529,683	37,384,760	37,301,345	37,151,351
Asset Revaluation Reserve	15	24,630,276	8,403,262	24,630,276	8,403,262
<b>TOTAL EQUITY</b>		<b>62,266,959</b>	<b>45,895,022</b>	<b>62,038,621</b>	<b>45,661,613</b>

The accompanying accounting policies and notes form an integral part of these financial statements.

# CASHFLOW STATEMENT

for the year ended 31 December 2007

	Notes	<u>CONSOLIDATED</u>		<u>PARENT</u>	
		2007	2006	2007	2006
<b>Cash flows from operating activities</b>					
Receipt of government grants		22,153,840	22,029,600	22,153,840	22,029,600
Receipt of student tuition fees		18,536,739	15,735,817	18,536,739	15,735,817
Receipt of other ancillary income		977,179	4,244,172	964,679	4,226,472
Interest received		902,459	862,058	892,685	836,626
GST		317,188	45,825	317,188	45,825
Payments to employees		-22,182,016	-22,027,016	-22,182,016	-22,027,016
Payments to suppliers		-17,916,907	-17,756,179	-17,875,177	-17,716,500
<b>Net cash flows from operating activities</b>	5	<b>2,788,482</b>	<b>3,134,277</b>	<b>2,807,938</b>	<b>3,130,824</b>
<b>Cash flows from investing activities</b>					
Purchase of property, plant and equipment		-4,815,507	-2,382,654	-4,815,507	-2,382,654
Purchase of intangible assets		-93,023	0	-93,023	0
Proceeds from sale of property, plant and equipment		463,415	1,540,566	463,415	1,540,566
Sales of financial assets in the nature of investments		-180,854	0	0	0
<b>Net cash flows used in investing activities</b>		<b>-4,625,969</b>	<b>-842,088</b>	<b>-4,445,115</b>	<b>-842,088</b>
Net increase / (decrease) in cash and cash equivalents		-1,837,487	2,292,189	-1,637,177	2,288,736
Cash and cash equivalents at the beginning of the period		8,274,866	6,070,823	8,005,851	5,717,115
<b>Cash and cash equivalents at the end of the period</b>	5	<b>6,437,379</b>	<b>8,363,012</b>	<b>6,368,674</b>	<b>8,005,851</b>

The accompanying accounting policies and notes form an integral part of these financial statements.

# NOTES TO THE FINANCIAL STATEMENTS

*for the year ended 31 December 2007*

## **1 REPORTING ENTITY**

The financial statements of Whitireia for the year ended 31 December 2007 were authorised for issue in accordance with a resolution of the councillors on 26 March 2008.

Whitireia is a Crown Entity and is established under the Education Act 1989 as a public tertiary institution. It provides full-time and part-time tertiary education in New Zealand.

The consolidated financial statements of the Group consist of Whitireia ('the Parent') and Whitireia Foundation which is regarded as a controlled entity.

## **2 SUMMARY OF SIGNIFICANT ACCOUNTING POLICIES**

### **(a) Basis of preparation**

The financial statements have been prepared in accordance with generally accepted accounting practice in New Zealand and the requirements of the Crown Entities Act 2004 and the Education Act 1989.

Whitireia is a public benefit entity for the purpose of complying with generally accepted accounting practice in New Zealand.

The financial statements have also been prepared on a historical cost basis, except for investment properties, assets classified as held for sale, land and buildings that have been measured at fair value.

The financial statements are presented in New Zealand dollars.

### **(b) Statement of compliance**

The finance statements comply with applicable Financial Reporting Standards, which include New Zealand equivalents to International Financial Reporting Standards ('NZ IFRS').

This is the first set of financial statements prepared based on NZ IFRS and comparatives for the year ended 31 December 2006 have been restated accordingly. Reconciliations of equity and profit for 31 December 2006 under NZ IFRS to the balances reported in the 31 December 2006 financial statements are detailed in note 2 (s) below.

### **(c) Basis of consolidation**

The consolidated financial statements comprise the financial statements of Whitireia and Whitireia Foundation as at 31 December each year ('the Group').

The financial statements of subsidiaries are prepared for the same reporting period as the parent company, using consistent accounting policies.

Adjustments are made to bring into line any dissimilar accounting policies that may exist.

All inter-entity balances and transactions, including unrealised profits arising from intra-group transactions, have been eliminated in full. Unrealised losses are eliminated unless cost cannot be recovered.

Subsidiaries are consolidated from the date on which control is transferred to the Group and cease to be consolidated from the date on which control is transferred out of the Group.

Where there is loss of control of a subsidiary, the consolidated financial statements include the results for the part of the reporting year during which Whitireia has control.

**(d) Foreign currency translation**

Both the functional and presentation currency of Whitireia and Whitireia Foundation are New Zealand dollars (\$).

Transactions in foreign currencies are initially recorded in the functional currency at the exchange rates ruling at the date of the transaction. Monetary assets and liabilities denominated in foreign currencies are retranslated at the rate of exchange ruling at the balance sheet date.

Non-monetary items that are measured in terms of historical cost in a foreign currency are translated using the exchange rate as at the date of the initial transaction.

Non-monetary items measured at fair value in a foreign currency are translated using the exchange rates at the date when the fair value was determined.

**(e) Property, plant and equipment**

The measurement bases used for determining the gross carrying amount for each class of assets is as follows:

- land and buildings are measured at fair value less subsequent accumulated depreciation and subsequent accumulated impairment losses
- plant and equipment, motor vehicles and computer hardware is stated at cost less accumulated depreciation and any accumulated impairment in value

Depreciation is calculated on a straight-line basis over the estimated useful life of the asset as follows:

<b>Class of assets</b>	<b>Rate</b>
Buildings	2% - 10% per annum
Plant and Machinery	10% - 12.5% per annum
Motor vehicles	20% per annum
Computer Hardware	25% per annum
Furniture and Fittings	10% per annum
Library Collection	12.5% - 20% per annum
Office Equipment	20% per annum
Teaching Equipment	20% per annum
Leasehold Improvements	33.3% per annum
Communication Systems	20% per annum
Signage	25% per annum

**(f) Property, plant and equipment**

*Revaluations*

Following initial recognition at cost, land and buildings are carried at a revalued amount which is the fair value at the date of the revaluation less any subsequent accumulated depreciation on buildings and accumulated impairment loss.

Fair value is determined by reference to market-based evidence, which is the amount for which the assets could be exchanged between a knowledgeable willing buyer and a knowledgeable willing seller in an arm's length transaction as at the valuation date.

Revaluation of property, plant and equipment is carried out on a class of asset basis.

Any net revaluation surplus is credited to the asset revaluation reserve included in the equity section of the balance sheet unless it reverses a net revaluation decrease of the same asset previously recognised in the income statement.

Any net revaluation decrease is recognised in the income statement unless it directly offsets a previous net revaluation increase in the same asset revaluation reserve.

Any accumulated depreciation as at revaluation date is eliminated against the gross carrying amount of the asset and the net amount is restated to the revalued amount of the asset.

Upon disposal, any revaluation reserve relating to the particular asset being sold is transferred to retained earnings.

Independent valuations are performed with sufficient regularity to ensure that the carrying amount does not differ materially from the asset's fair value at the balance sheet date.

An item of property, plant and equipment is de-recognised upon disposal or when no future economic benefits are expected to arise from the continued use of the asset.

Any gain or loss arising on de-recognition of the asset (calculated as the difference between the net disposal proceeds and the carrying amount of the item) is included in the income statement in the year the item is derecognised.

#### *Held for sale*

Property, plant and equipment is re-classified as a non-current asset held for sale when its carrying amount will be recovered principally through a sale transaction rather than through continuing use. The re-classification takes place when the asset is considered to be available for immediate sale in its present condition subject only to the usual and customary terms for sales of such assets and the sale is considered highly probable.

### **(g) Investment properties**

An investment property is initially measured at its cost including transaction cost.

Where an investment property is acquired at no cost or nominal cost, its cost is deemed to be its fair value as at the date of acquisition.

Subsequent to initial recognition investment properties are stated at fair value as at each balance sheet date.

Gains or losses arising from changes in the fair values of investment properties are recognised in the income statement in the year in which they arise.

Investment properties are de-recognised when they have either been disposed of or when the investment property is permanently withdrawn from use and no future benefit is expected from its disposal. Any gains or losses on de-recognition of an investment property are recognised in the income statement in the year of de-recognition.

### **(h) Intangible assets**

#### *Computer software*

Computer software is separately acquired and capitalised at its cost as at the date of acquisition. After initial recognition, separately acquired intangible assets are carried at cost less accumulated amortisation and accumulated impairment losses. Amortisation is calculated on a 20% straight line basis over the estimated useful life of the asset.

#### *Course development costs*

Course Development costs relate to development of educational courses and are capitalised if purchased wholly from other institutes of learning. No courses have been purchased as such at balance date.

The amortisation period and amortisation method for each class of intangible asset having a finite life is reviewed at each financial year-end. If the expected useful life or expected pattern of consumption is different from the previous assessment, changes are made accordingly.

Gains or losses arising from de-recognition of an intangible asset are measured as the difference between the net disposal proceeds and the carrying amount of the asset and are recognised in the income statement when the asset is de-recognised.

**(i) Investments**

All investments are initially recognised at cost, being the fair value of the consideration given and, in the case of an investment not at fair value through profit or loss, including acquisition charges associated with the investment.

After initial recognition, investments which are classified as available-for-sale are measured at fair value or at cost in cases where the fair value can not be reliably measured.

Gains or losses on available-for-sale investments are recognised as a separate component of equity until the investment is sold, collected or otherwise disposed of, or until the investment is determined to be impaired, at which time the cumulative gain or loss previously reported in equity is included in the income statement.

Non-derivative financial assets with fixed or determinable payments and fixed maturity are classified as held-to-maturity when the Group has the positive intention and ability to hold to maturity. Investments intended to be held for an undefined period are not included in this classification.

Non-derivative financial assets with fixed or determinable payments that are not quoted in an active market are classified as loans and receivables. Investments in bank deposits are classified as loans and receivables.

Investments that are intended to be held-to-maturity or those classified as loans and receivables, are subsequently measured at amortised cost using the effective interest method.

Amortised cost is calculated by taking into account any discount or premium on acquisition, over the period to maturity.

For investments carried at amortised cost, gains and losses are recognised in income when the investments are de-recognised or impaired, as well as through the amortisation process.

For investments where there is no quoted market price, fair value is determined by reference to the current market value of another instrument which is substantially the same or is calculated based on the expected cash flows of the underlying net asset base of the investment. Where the fair value cannot be reliably determined the investments are measured at cost.

**(j) Inventories**

Inventories are valued at the lower of cost and net realisable value.

Costs incurred in bringing each product to its present location and condition are accounted for as follows:

- inventories held for resale – purchase cost on a first-in, first-out basis;
- materials and consumables to be utilised for rendering of services - purchase cost on a first-in, first-out basis.

Net realisable value is the estimated selling price in the ordinary course of activities less the estimated costs necessary to make the sale.

**(k) Student Fees and other receivables**

Student Fees and other receivables, are recognised and carried at original receivable amount less an allowance for any uncollectible amounts.

An estimate for doubtful debts is made when collection of the full amount is no longer probable. Bad debts are written off when identified.

**(l) Cash and cash equivalents**

Cash and short-term deposits in the balance sheet comprise cash at bank and in hand and short-term deposits with an original maturity of three months or less.

For the purposes of the Cash Flow Statement, cash and cash equivalents consist of cash and cash equivalents as defined above, net of outstanding bank overdrafts.

**(m) Provision**

Provisions are recognised when the Group has a present obligation (legal or constructive) as a result of a past event, it is probable that an outflow of resources embodying economic benefits will be required to settle the obligation and a reliable estimate can be made of the amount of the obligation.

If the effect of the time value of money is material, provisions are determined by discounting the expected future cash flows at a pre-tax rate that reflects current market assessments of the time value of money and, where appropriate, the risks specific to the liability.

Provisions are reviewed at each balance sheet date and adjusted to reflect the current best estimate. Where it is no longer probable that an outflow of resources embodying economic benefits will be required to settle the obligation, the provision shall be reversed.

**(n) Employee entitlements**

The liability for employees' compensation for future leave is accrued in relation to the length of service rendered by employees and relates to vested and unvested entitlements.

**(o) Leases**

Finance leases, which transfer to the Group substantially all the risks and benefits incidental to ownership of the leased item, are capitalised at the inception of the lease at the fair value of the leased property or, if lower, at the present value of the minimum lease payments. The Institute has received Ministerial approval for all such leases.

Lease payments are apportioned between the finance charges and reduction of the lease liability so as to achieve a constant rate of interest on the remaining balance of the liability. Finance charges are included in the income statement as finance costs.

Capitalised leased assets are depreciated over the shorter of the estimated useful life of the asset and the lease term.

Leases where the lessor retains substantially all the risks and benefits of ownership of the asset are classified as operating leases. Initial direct costs incurred in negotiating an operating lease are added to the carrying amount of the leased asset and recognised over the lease term on the same basis as the lease income. Operating lease payments are recognised as an expense in the income statement on a straight-line basis over the lease term.

**(p) Revenue**

Revenue is recognised to the extent that it is probable that the economic benefits will flow to the Group and the revenue can be reliably measured. The following specific recognition criteria must also be met before revenue is recognised:

*Government grants*

Government grants are recognised when eligibility to receive the grant has been established and it is recognised over the period in which the course is taught by reference to the stage of completion of the course as at the balance sheet date.

Stage of completion is measured by reference to the days of course completed as a percentage of total days for each course. Where funds have been received but not earned at balance date a Revenue in Advance liability is recognised.

*Student tuition fees*

Revenue from student tuition fees is recognised over the period in which the course is taught by reference to the stage of completion of the course as at the balance sheet date. Stage of completion is measured by reference to the days of course completed as a percentage of total days for each course.

#### *Sale of materials*

Revenue is recognised when the significant risk and rewards of ownership have passed to the buyer and can be measured reliably.

#### *Interest*

Revenue is recognised as the interest accrues (using the effective interest method which is the rate that exactly discounts estimated future cash receipts through the expected life of the financial instrument) to the net carrying amount of the financial asset.

#### **(q) Other taxes**

Revenues, expenses and assets are recognised net of the amount of GST except:

- where the GST incurred on a purchase of goods and services is not recoverable from the taxation authority, in which case the GST is recognised as part of the cost of acquisition of the asset or as part of the expense item as applicable, and
- receivables and payables are stated with the amount of GST included.

The net amount of GST recoverable from, or payable to, the taxation authority is included as part of receivables or payables in the balance sheet.

Cash flows are included in the Cash Flow Statement on a gross basis and the GST component of cash flows arising from investing and financing activities, which is recoverable from, or payable to, the taxation authority, are classified as operating cash flows.

Commitments and contingencies are disclosed net of the amount of GST recoverable from, or payable to, the taxation authority.

#### **(r) Changes in Accounting Estimates**

There have been no changes in accounting estimates during the period.

#### **(s) Impact of adoption of NZ IFRS**

The impacts of adopting NZ IFRS on the total equity and profit after tax as reported under previous New Zealand

Generally Accepted Accounting Practice (NZ GAAP) are illustrated below.

#### **(i) Reconciliation of Surplus under previous NZ GAAP to that under NZ IFRS**

	<u>CONSOLIDATED</u> 31-Dec-06	<u>PARENT</u> 31-Dec-06
Prior year profit (Loss) as previously reported	-1,587,204	-1,585,491
Write-back of Doubtful Debts	13,335	13,335
Prior year profit (Loss) under NZ IFRS	<u>-1,573,869</u>	<u>-1,572,156</u>

The impacts of adopting NZ IFRS on the total equity and profit after tax as reported under previous New Zealand Generally Accepted Accounting Practice (NZ GAAP) are illustrated below.

**(ii) Reconciliation of Total Equity under previous NZ GAAP to that under NZ IFRS at Transition Date**

	<u><i>CONSOLIDATED</i></u> <i>1-Jan-06</i>	<u><i>PARENT</i></u>
Total Equity under Previous GAAP	47,851,667	47,616,545
Adjustment to Revaluation Reserve	-382,776	-382,776
Total Equity under NZ IFRS	<u>47,468,891</u>	<u>47,233,769</u>

**(s) Impact of adoption of NZ IFRS**

The impacts of adopting NZ IFRS on the total equity and profit after tax as reported under previous New Zealand Generally Accepted Accounting Practice (NZ GAAP) are illustrated below.

**(iii) Reconciliation of Total Equity under previous NZ GAAP to that under NZ IFRS at Previous Balance Date**

	<u><i>CONSOLIDATED</i></u> <i>31-Dec-06</i>	<u><i>PARENT</i></u> <i>31-Dec-06</i>
Total Equity under Previous GAAP	45,881,687	45,648,278
Write-back of Doubtful Debts	13,335	13,335
Total Equity under NZ IFRS	<u>45,895,022</u>	<u>45,661,613</u>

**(iv) Explanation of material adjustments to the Statements of Cash Flows**

There is no material difference between the cash flow statement presented under NZ IFRS and the cash flow statement presented under previous NZ GAAP except for the amount of cash and cash equivalents which includes short-term deposits under NZ IFRS.

### 3 REVENUES AND EXPENSES

	<b><u>CONSOLIDATED</u></b>		<b><u>PARENT</u></b>	
	<i>2007</i>	<i>2006</i>	<i>2007</i>	<i>2006</i>
<b>(a) Government Grants</b>				
Operational Bulk Grant	20,496,896	19,591,672	20,496,896	19,591,672
Māori and Pacific Island Grant	139,869	152,886	139,869	152,886
Disabilities Special Supplementary Grant	84,600	72,844	84,600	72,844
QRP & Business Links	2,355,153	1,040,667	2,355,153	1,040,667
	<u>23,076,518</u>	<u>20,858,069</u>	<u>23,076,518</u>	<u>20,858,069</u>
<b>(b) Other Fees and Charges</b>				
International Students	7,957,865	7,832,404	7,957,865	7,832,404
Education Service Contracts	3,589,107	3,442,945	3,589,107	3,442,945
The Learning Shop	393,143	324,194	393,143	324,194
Childcare	362,403	290,419	362,403	290,419
Secondary Tertiary Alignment of Resources	0	66,154	0	66,154
	<u>12,302,518</u>	<u>11,956,116</u>	<u>12,302,518</u>	<u>11,956,116</u>
<b>(c) Other income</b>				
Rent Revenue	52,456	89,811	52,456	89,811
Gain on disposal of property, plant and equipment	0	1,000,096	0	1,000,096
Grant for property	0	265,000	0	265,000
Revenue from other operating activities	237,448	181,110	224,948	166,410
	<u>289,904</u>	<u>1,536,017</u>	<u>277,404</u>	<u>1,521,317</u>
<b>(d) Finance (costs)/income</b>				
Interest earned on bank deposits	928,721	836,123	903,826	812,757
Total finance income (on historical cost basis)	<u>928,721</u>	<u>836,123</u>	<u>903,826</u>	<u>812,757</u>
<b>(e) Employee benefits expense</b>				
Wages and salaries	22,375,414	21,442,843	22,375,414	21,442,843
	<u>22,375,414</u>	<u>21,442,843</u>	<u>22,375,414</u>	<u>21,442,843</u>
<b>(f) Other expenses</b>				
Course Related Expenses	7,915,038	8,073,513	7,915,038	8,073,513
Occupancy Costs	3,026,412	2,731,588	3,026,412	2,731,588
Project Expenditure	3,808,537	4,368,843	3,808,537	4,368,843
Other	2,626,903	3,265,594	2,584,438	3,225,815
	<u>17,376,890</u>	<u>18,439,538</u>	<u>17,334,425</u>	<u>18,399,759</u>

#### 4 CASH AND CASH EQUIVALENTS

	<u>CONSOLIDATED</u>		<u>PARENT</u>	
	2007	2006	2007	2006
Cash at bank and in hand	937,380	774,866	868,675	505,851
Short-term deposits	5,500,000	3,750,000	5,500,000	3,750,000
	<u>6,437,379</u>	<u>4,524,866</u>	<u>6,368,674</u>	<u>4,255,851</u>

Cash at bank and in hand earns interest at floating rates based on daily bank deposit rates.

Short-term deposits are made for varying periods of between one day and three months depending on the immediate cash requirements of the Group, and earn interest at the respective short-term deposit rates.

#### Reconciliation of cash for the purpose of the cash flow statement

For the purpose of the cash flow statement, cash and cash equivalents comprise the following as at 31 December:

Cash at bank and in hand	937,380	774,866	868,675	505,851
Short-term deposits	5,500,000	3,750,000	5,500,000	3,750,000
	<u>6,437,379</u>	<u>4,524,866</u>	<u>6,368,674</u>	<u>4,255,851</u>

#### Reconciliation from the net profit after tax to the net cash flows from operations

Net Surplus / (Deficit) for the period	144,923	-1,573,869	149,993	-1,572,156
<i>Adjustments for:</i>				
Depreciation	3,562,411	3,574,612	3,562,411	3,574,612
Amortisation	97,709	180,461	97,709	180,461
Fair Value Gain on investment properties	0	-810,172	0	-810,172
<i>Changes in assets and liabilities</i>				
(Increase) / decrease in inventories	10,407	-4,106	10,407	-4,106
(Increase) / decrease in trade and other receivables	-1,218,727	731,747	-1,203,606	726,681
(Increase) / decrease in prepayments	42,584	242,218	42,584	242,218
Increase / (Decrease) in trade and other payables	276,062	15,619	275,327	15,518
Increase / (Decrease) in revenue received in advance	-353,292	678,205	-353,292	678,205
Increase / (Decrease) in provisions	226,405	99,563	226,405	99,564
Net cash from operating activities	<u>2,788,482</u>	<u>3,134,277</u>	<u>2,807,938</u>	<u>3,130,824</u>

## 5 STUDENT FEES AND OTHER RECEIVABLES

	<u>CONSOLIDATED</u>		<u>PARENT</u>	
	2007	2006	2007	2006
Student Fees Receivables	252,174	315,628	252,174	315,628
Government Grants	965,345	0	965,345	0
Other Receivables	542,700	225,864	526,470	224,755
	<hr/>	<hr/>	<hr/>	<hr/>
	1,760,219	541,492	1,743,989	540,383
Related party receivables	0	0	0	0
	<hr/>	<hr/>	<hr/>	<hr/>
	1,760,219	541,492	1,743,989	540,383

Student Fees are non-interest bearing and generally should be paid on enrolment.

For terms and conditions relating to related party receivables refer to note 18.

## 6 INVENTORIES

	<u>CONSOLIDATED</u>		<u>PARENT</u>	
	2007	2006	2007	2006
Held for resale	54,850	65,257	54,850	65,257
Materials and consumables	8,434	8,434	8,434	8,434
	<hr/>	<hr/>	<hr/>	<hr/>
	63,284	73,691	63,284	73,691

7 FINANCIAL ASSETS IN THE NATURE OF INVESTMENTS

	<i>Effective Interest Rate (%)</i>	<i>Maturity</i>	<u>CONSOLIDATED</u>		<u>PARENT</u>	
			<i>2007</i>	<i>2006</i>	<i>2007</i>	<i>2006</i>
<b>(a) CURRENT</b>						
Deposits with Banks:						
ANZ	7.64	7 Mar 07	0	1,250,000	0	1,250,000
Kiwibank	7.63	7 Mar 07	0	1,250,000	0	1,250,000
ASB	7.65	7 Mar 07	0	1,250,000	0	1,250,000
NAT – Foundation		On call	0	21,785	0	0
ASB – Foundation		On call	0	66,361	0	0
ASB - Foundation	7.70	7 Mar 08	269,000	0	0	0
			<u>269,000</u>	<u>3,838,146</u>	<u>0</u>	<u>3,750,000</u>
<b>(b) NON-CURRENT</b>						
1) Available For-Sale Financial Assets:						
Shares in unlisted entities (at Cost)			10,002	10,002	10,002	10,002
			<u>10,002</u>	<u>10,002</u>	<u>10,002</u>	<u>10,002</u>

The deposit with banks classified as current assets are those maturing within twelve months after the balance sheet date.

Available for sale financial assets consist of investments in ordinary shares, and therefore have no fixed maturity date or coupon rate.

***Reclassification of comparative amount***

To present comparative information, deposits of \$1,250,000 each with ANZ, KiwiBank and ASB Bank & \$88,146 with National Bank are reclassified from non-current assets to current assets for the year ended 31 December 2006.

**8 PROPERTY, PLANT AND EQUIPMENT**

**CONSOLIDATED AND PARENT**

	<i>Land and Buildings</i>	<i>Computer Hardware</i>	<i>Furniture and Fittings and Artwork</i>	<i>Library Collection</i>	<i>Plant and Machinery</i>	<i>Motor Vehicles</i>	<i>Office Equipment</i>	<i>Teaching Equipment</i>	<i>Leasehold Improvements</i>	<i>Communication Systems</i>	<i>Signage</i>	<i>Work In Progress</i>	<b>Total</b>
<b>Year ended 31 December 2007</b>													
<b>At 1 January 2007, net of accumulated depreciation</b>	38,171,009	2,177,731	646,554	685,721	364,831	153,441	90,056	641,614	262,544	91,938	74,863	52,396	<b>43,412,698</b>
Additions	884,488	958,461	75,967	255,154	66,588	55,427	4,270	104,153	91,782	122,332	24,172	2,172,713	<b>4,815,507</b>
Disposals	0	-434,928	-2,981	0	-1,511	0	-1,183	-22,812	0	0	0	0	<b>-463,415</b>
Revaluations	16,068,014	0	0	0	0	0	0	0	0	0	0	0	<b>16,068,014</b>
Depreciation charge for the year	1,583,411	-996,385	-124,036	-172,434	-56,909	-58,579	-32,717	-226,919	-246,477	-39,445	-25,100	0	<b>-3,562,412</b>
<b>At 31 December 2007, net of accumulated depreciation</b>	<b>53,540,100</b>	<b>1,704,879</b>	<b>595,504</b>	<b>768,441</b>	<b>373,000</b>	<b>150,289</b>	<b>60,426</b>	<b>496,036</b>	<b>107,849</b>	<b>174,825</b>	<b>73,935</b>	<b>2,225,109</b>	<b>60,270,393</b>
<b>At 1 January 2007</b>													
Cost or fair value	41,106,111	7,819,258	1,312,694	2,026,044	1,125,220	411,680	268,167	1,886,786	724,414	592,265	108,143	52,396	<b>57,433,178</b>
Accumulated depreciation	-2,935,102	-5,641,527	-666,140	-1,340,323	-760,389	-258,239	-178,111	-1,245,172	-461,870	-500,327	-33,280	0	<b>-14,020,480</b>
Net carrying amount	<b>38,171,009</b>	<b>2,177,731</b>	<b>646,554</b>	<b>685,721</b>	<b>364,831</b>	<b>153,441</b>	<b>90,056</b>	<b>641,614</b>	<b>262,544</b>	<b>91,938</b>	<b>74,863</b>	<b>52,396</b>	<b>43,412,698</b>

**At 31 December 2007**

Cost or fair value	53,540,100	4,779,767	1,426,441	2,281,198	1,188,839	467,107	239,833	1,728,112	812,796	713,091	132,315	2,225,109	<b>69,534,708</b>
Accumulated depreciation	0	-3,074,889	-829,225	-1,512,758	-815,840	-316,817	-179,406	-1,232,076	-706,660	-538,266	-58,379	0	<b>-9,264,316</b>
Net carrying amount	53,540,100	1,704,878	597,216	768,440	372,999	150,290	60,427	496,036	106,136	174,825	73,936	2,225,109	<b>60,270,393</b>

**Year ended 31 December 2006**

At 1 January 2006, net of accumulated depreciation	38,472,021	2,088,316	728,581	581,506	358,951	147,994	104,934	682,007	499,740	107,331	70,334	522,170	<b>44,363,885</b>
Additions	1,784,309	920,864	37,933	267,199	79,645	59,827	24,040	207,184	0	76,541	25,033	0	<b>3,482,575</b>
Disposals	-961,056	0	-2,668	0	-5,630	0	-34,375	-294,974	0	-65,847	-21,150	-469,774	<b>-1,855,474</b>
Depreciation charge for the year	-1,124,265	-831,449	-117,292	-162,984	-68,135	-54,380	-4,543	47,397	-237,196	-26,087	646	0	<b>-2,578,288</b>
At 31 December 2006, net of accumulated depreciation	38,171,009	2,177,731	646,554	685,721	364,831	153,441	90,056	641,614	262,544	91,938	74,863	52,396	<b>43,412,698</b>

**At 1 January 2006**

Cost or fair value	39,859,288	6,898,394	1,277,429	1,758,845	1,051,205	351,853	278,502	1,974,576	724,414	581,571	104,260	522,170	<b>55,382,507</b>
Accumulated depreciation	-1,387,267	-4,810,078	-548,848	-1,177,339	-692,254	-203,859	-173,568	-1,292,569	-224,674	-474,240	-33,926	0	<b>-11,018,622</b>
Net carrying amount	38,472,021	2,088,316	728,581	581,506	358,951	147,994	104,934	682,007	499,740	107,331	70,334	522,170	<b>44,363,885</b>

**At 31 December 2006**

Cost or fair value	41,106,111	7,819,258	1,312,694	2,026,044	1,125,220	411,680	268,167	1,886,786	724,414	592,265	108,143	52,396	<b>57,433,178</b>
Accumulated depreciation	-2,935,102	-5,641,527	-666,140	-1,340,323	-760,389	-258,239	-178,111	-1,245,172	-461,870	-500,327	-33,280	0	<b>-14,020,480</b>
Net carrying amount	38,171,009	2,177,731	646,554	685,721	364,831	153,441	90,056	641,614	262,544	91,938	74,863	52,396	<b>43,412,698</b>

## Fixed Assets as per Balance Sheet

### Non-Current Assets

Financial assets in the nature of investments	10,002
Property	53,540,100
Plant and Equipment (excluding land and buildings)	6,730,293
Investment properties	255,000
Intangible assets	268,940
<b>Total Non Current assets</b>	<b>60,804,335</b>

Less Investments	10,002
------------------	--------

<b>Total Fixed Assets</b>	<b>60,794,333</b>
---------------------------	-------------------

Land and Buildings	53,540,100
Computer Hardware	1,704,879
Furniture and Fittings and Artwork	595,504
Library Collection	768,441
Plant and Machinery	373,000
Motor Vehicles	150,289
Office Equipment	60,426
Teaching Equipment	496,036
Leasehold Improvements	107,849
Communications Systems	174,825
Signage	73,935
Work In Progress	2,225,109
	<b>60,270,393</b>

Investment properties	255,000
Intangible assets (software)	268,940
<b>Total Fixed Assets</b>	<b>60,794,333</b>

## 9 INVESTMENT PROPERTIES

	<b><u>CONSOLIDATED</u></b>		<b><u>PARENT</u></b>	
	<b>2007</b>	<b>2006</b>	<b>2007</b>	<b>2006</b>
Opening balance as at 1 January (fair value)	96,000	96,000	96,000	96,000
Additions (new acquisition at cost)	0	0	0	0
Net gain / (loss) from fair value adjustment	159,000	0	159,000	0
Closing balance as at 31 December (fair value)	<b>255,000</b>	<b>96,000</b>	<b>255,000</b>	<b>96,000</b>

The land held currently for an undetermined future use is classified as an investment property.

Investment properties are stated at fair value. Investment properties are valued on 31 December 2007 and 2006 by D. MacDonald, independent registered valuer, of the firm Chartered Surveyors & Company. MacDonald is a member of the New Zealand Institute of Valuers (Inc).

The valuation undertaken was based on an open market value, supported by market evidence in which assets could be exchanged between a knowledgeable willing buyer and a knowledgeable willing seller in an arm's length transaction at the date of valuation.

## 10 INTANGIBLE ASSETS

	<u>CONSOLIDATED</u>		<u>PARENT</u>	
	<i>2007</i>	<i>2006</i>	<i>2007</i>	<i>2006</i>
<b>Year ended 31 December 2007</b>				
At 1 January 2007, net of accumulated amortisation	273,626	376,993	273,626	376,993
Additions	93,023	619,427	93,023	619,427
Amortisation	-97,709	-722,794	-97,709	-722,794
At 31 December 2007, net of accumulated amortisation	268,940	273,626	268,940	273,626
<b>At 31 December 2007</b>				
Cost (gross carrying amount)	1,266,582	1,176,881	1,266,582	1,176,881
Accumulated amortisation	-997,642	-903,255	-997,642	-903,255
Net Carrying amount	268,940	273,626	268,940	273,626
	<u>CONSOLIDATED</u>		<u>PARENT</u>	
	<i>Computer Software</i>	<i>Total</i>	<i>Computer Software</i>	<i>Total</i>
<b>At 1 January 2006</b>				
Cost (gross carrying amount)	1,099,787	1,099,787	1,099,787	1,099,787
Accumulated amortisation	-722,794	-722,794	-722,794	-722,794
Net carrying amount	376,993	376,993	376,993	376,993
<b>At 31 December 2006</b>				
Cost (gross carrying amount)	1,176,881	1,176,881	1,176,881	1,176,881
Accumulated amortisation	-903,255	-903,255	-903,255	-903,255
Net carrying amount	273,626	273,626	273,626	273,626

For the year ended 31 December 2007, computer software is capitalised at cost. These intangible assets have been assessed as having finite lives and are amortised using the straight line method over a period of four years.

The additions to computer software represent intangible assets acquired separately.

## 11 TRADE AND OTHER PAYABLES

	<u>CONSOLIDATED</u>		<u>PARENT</u>	
	2007	2006	2007	2006
Trade payables	3,027,462	2,759,263	3,024,562	2,757,099
	<u>3,027,462</u>	<u>2,759,263</u>	<u>3,024,562</u>	<u>2,757,099</u>

Trade payables are non-interest bearing and are normally settled on 30-day terms.

For terms and conditions relating to related parties refer to note 18.

## 12 SPECIAL ACCOUNTS

Special Accounts represents funds held by Whitireia on behalf of others and funds provided to Whitireia by various organisations for specific projects.

	<u>CONSOLIDATED</u>		<u>PARENT</u>	
	2007	2006	2007	2006
Homestay Trust	0	720	0	720
Whitireia International Homestay Trust	68,727	37,774	68,727	37,774
Student Insurance	0	7,548	0	7,548
Study Skills Booklet	0	21,478	0	21,478
Activities Account	6,177	5,913	6,177	5,913
Whitireia Foundation	122,697	122,697	0	0
Other Accounts	18,202	11,809	18,202	11,809
	<u>215,802</u>	<u>207,939</u>	<u>93,105</u>	<u>85,242</u>

## 13 PROVISIONS

	<u>CONSOLIDATED</u>		<u>PARENT</u>	
	2007	2006	2007	2006
<b>Employee Entitlements</b>				
At 1 January	1,395,095	1,330,332	1,395,095	1,330,332
Net Additions during the year	226,405	64,763	226,405	64,763
At 31 December	<u>1,621,500</u>	<u>1,395,095</u>	<u>1,621,500</u>	<u>1,395,095</u>
Current portion	1,458,847	1,265,449	1,458,847	1,265,449
Non-current portion	<u>162,653</u>	<u>129,646</u>	<u>162,653</u>	<u>129,646</u>
	<u>1,621,500</u>	<u>1,395,095</u>	<u>1,621,500</u>	<u>1,395,095</u>

### Employee Entitlements

Employees are entitled to annual leave pay, long service leave pay and retirement gratuities. Annual leave and sick leave entitlements expected to be settled within 12 months of the balance sheet date are measured at the current rates of pay and classified as current liabilities. Entitlements related to long service leave and retirement gratuities have been calculated at present value of future cash flows.

The provision is affected by number of assumptions including expected length of service, attrition rate, and salary increase.

## 14 REVENUE RECEIVED IN ADVANCE

	<u>CONSOLIDATED</u>		<u>PARENT</u>	
	2007	2006	2007	2006
Student fees	2,518,078	2,871,370	2,518,078	2,871,370
	<u>2,518,078</u>	<u>2,871,370</u>	<u>2,518,078</u>	<u>2,871,370</u>
Current portion	2,518,078	2,871,370	2,518,078	2,871,370
	<u>2,518,078</u>	<u>2,871,370</u>	<u>2,518,078</u>	<u>2,871,370</u>

## 15 ASSET REVALUATION RESERVE

	<u>CONSOLIDATED</u>		<u>PARENT</u>	
	2007	2006	2007	2006
At 1 January	8,403,262	8,786,038	8,403,262	8,786,038
Revaluation of land and building	16,227,014	-382,776	16,227,014	-382,776
At 31 December	<u>24,630,276</u>	<u>8,403,262</u>	<u>24,630,276</u>	<u>8,403,262</u>

The asset revaluation reserve is used to record increments and decrements in the fair value of land and buildings to the extent that they offset one another.

## 16 FINANCIAL RISK MANAGEMENT OBJECTIVES AND POLICIES

The Group's principal financial instruments comprise bank deposits, cash and short-term deposits.

The Group has various other financial instruments such as trade debtors and trade creditors, which arise directly from its operations.

### *Foreign currency risk*

The Group has transactional currency exposures. Such exposure largely arises from purchases by the Polytechnic's library in currencies other than the Institutes' functional currency. The Group's exposure to foreign currency risk is minimal.

### *Commodity price risk*

The Group's exposure to commodity price risk is minimal.

### *Credit risk*

With the exception of Student Fees the Group trades only with recognised, creditworthy third parties.

Receivable balances are monitored on an ongoing basis with the result that the Group's exposure to bad debts is not significant.

With respect to credit risk arising from the other financial assets of the Group, which comprise cash and cash equivalents and available-for-sale financial assets, the Group's exposure to credit risk arises from default of the counter party, with a maximum exposure equal to the carrying amount of these instruments.

There are no significant concentrations of credit risk within the Group.

## 17 COMMITMENTS AND CONTINGENCIES

### Operating lease commitments - Group as lessee

The Group has entered into commercial leases on buildings where it is not in the best interest of the Group to purchase these assets. These leases have an average life of between four and ten years with renewal terms included in the contracts. There are no restrictions placed upon the lessee by entering into these leases.

Future minimum rentals payable under non-cancellable operating leases as at 31 December are as follows:

	<u>CONSOLIDATED</u>		<u>PARENT</u>	
	2007	2006	2007	2006
Within one year	1,453,403	1,265,680	1,453,403	1,265,680
After one year but not more than five years	2,860,104	2,629,875	2,860,104	2,629,875
More than five years but not more than 10 years	261,973	0	261,973	0
	<u>4,575,480</u>	<u>3,895,555</u>	<u>4,575,480</u>	<u>3,895,555</u>

### Capital commitments

At 31 December 2007 the Group has commitments of \$5,356,000 (2006: \$145,373) principally relating to the completion of the new health and social sciences block.

### Legal claims

There were no legal claims against the Group at balance date.

## 18 RELATED PARTY DISCLOSURE

### *Terms and conditions of transactions with related parties*

Providing of ancillary services to and purchases from related parties are made in arm's length transactions at both normal market prices and normal commercial terms.

Outstanding balances at 31 December 2007 and 2006 are unsecured and settlement occurs in cash.

There have been no guarantees provided or received for any related party receivables.

For the year end 31 December 2007, the Group has not raised any provision for doubtful debts relating to amounts owed by related parties as the payment history has been excellent (2006: \$nil). This assessment is undertaken each financial year through examining the financial position of the related party and the market in which the related party operates in. When assessed as required the Group raises such a provision.

### *Crown/Government*

Whitireia is a wholly owned entity of the Crown. The Government influences the roles of Whitireia as well as being a significant source of revenue.

Whitireia enters into transactions with Government Departments and Crown agencies on an arm's length basis and where those parties are only acting in the course of their normal dealings with the institution. These transactions are not separately disclosed because of the volume of the transactions and because the transactions are conducted on an arm's length basis in the normal course of business.

## Related Party Transactions

	<u>CONSOLIDATED</u>	
	<u>2007</u>	<u>2006</u>
S Wickens (Stephen Wickens & Associates)	59,177	13,219
S Snively (Price Waterhouse)	11,517	9,750

## Councillors Fees

	<u>Crown Entities Act 2004</u>	
	<u>2007</u>	<u>2006</u>
The following fees are disclosed in compliance with the Crown Entities Act 2004:		
Arthur T	2,200	1,800
Bradley H L	2,200	2,200
Moses C A	1,980	1,400
Fortuin G	1,760	2,200
Haggerty C E	1,760	1,600
Henderson G J	0	600
Marshall B M	2,200	800
Mareko C	2,200	800
Nicols A D	1,540	1,600
Rangi C J	880	1,600
Sharman D R	19,500	19,500
Snively S	11,517	9,750
Wilkinson R K	2,200	2,000
	<u>49,937</u>	<u>45,850</u>

## Key Management Personnel Remuneration

The short term employee benefits paid totalled \$902,453.

The termination benefits paid totalled \$64,220.

## 19 EVENTS AFTER THE BALANCE SHEET DATE

Nil

## 20 AUDITORS' REMUNERATION

	<u>CONSOLIDATED</u>		<u>PARENT</u>		<u>FOUNDATION</u>
	<u>2007</u>	<u>2006</u>	<u>2007</u>	<u>2006</u>	<u>2007</u>
Amounts received for due and receivable by Audit New Zealand for:					
• an audit or review of the financial report of the entity and any other entity in the consolidated entity.	77,900	59,955	75,000	57,790	2,900
• an audit or review of the transition to IFRS of the entity and any other entity in the consolidated entity.	0	6,000	0	6,000	0
	<u>77,900</u>	<u>65,955</u>	<u>75,000</u>	<u>63,790</u>	<u>2,900</u>


# MANAGEMENT STATEMENT

In terms of the Crown Entities Act 2004, we hereby certify that:

- 1 We have been responsible for the preparation of these financial statements and the judgements used therein: and
- 2 We have been responsible for establishing and maintaining a system of internal control designed to provide reasonable assurance as to the integrity and reliability of financial reporting, and
- 3 We are of the opinion that these financial statements fairly reflect the financial position and operations of this Polytechnic for the year ended 31 December 2007.



Chairperson of Council  
15 April 2008



Chief Executive  
15 April 2008



Director, Business and Corporate Services  
15 April 2008

**AUDIT REPORT**  
**TO THE READERS OF**  
**WHITIREIA COMMUNITY POLYTECHNIC AND GROUP'S**  
**FINANCIAL STATEMENTS AND PERFORMANCE INFORMATION**  
**FOR THE YEAR ENDED 31 DECEMBER 2007**

The Auditor-General is the auditor of Whitireia Community Polytechnic (the Polytechnic) and group. The Auditor-General has appointed me, Stephen Lucy, using the staff and resources of Audit New Zealand to carry out the audit of the financial statements and statement of service performance of the Polytechnic and group, on his behalf, for the year ended 31 December 2007.

**Unqualified Opinion**

In our opinion:

- the financial statements of the Polytechnic and group on pages 27 to 49:
  - comply with generally accepted accounting practice in New Zealand; and
  - fairly reflect:
    - the Polytechnic and group's financial position as at 31 December 2007; and
    - the results of operations and cash flows for the year ended on that date.
- the performance information of the Polytechnic and group on pages 16 to 25 fairly reflects its service performance achievements measured against the performance targets adopted for the year ended on that date.

The audit was completed on 15 April 2008, and is the date at which our opinion is expressed.

The basis of our opinion is explained below. In addition, we outline the responsibilities of the Council and the Auditor, and explain our independence.

**Basis of Opinion**

We carried out the audit in accordance with the Auditor-General's Auditing Standards, which incorporate the New Zealand Auditing Standards.

We planned and performed the audit to obtain all the information and explanations we considered necessary in order to obtain reasonable assurance that the financial statements and statement of service performance did not have material misstatements whether caused by fraud or error.

Material misstatements are differences or omissions of amounts and disclosures that would affect a reader's overall understanding of the financial statements and statement of service performance. If we had found material misstatements that were not corrected, we would have referred to them in our opinion.

The audit involved performing procedures to test the information presented in the financial statements and statement of service performance. We assessed the results of those procedures in forming our opinion.

Audit procedures generally include:

- determining whether significant financial and management controls are working and can be relied on to produce complete and accurate data;
- verifying samples of transactions and account balances;
- performing analyses to identify anomalies in the reported data;
- reviewing significant estimates and judgements made by the Council;
- confirming year-end balances;
- determining whether accounting policies are appropriate and consistently applied; and
- determining whether all financial statement disclosures are adequate.

We did not examine every transaction, nor do we guarantee complete accuracy of the financial statements and statement of service performance.

We evaluated the overall adequacy of the presentation of information in the financial statements and statement of service performance. We obtained all the information and explanations we required to support our opinion above.

### **Responsibilities of the Council and the Auditor**

The Council is responsible for preparing financial statements in accordance with generally accepted accounting practice in New Zealand. Those financial statements must fairly reflect the financial position of the Polytechnic and group as at 31 December 2007. They must also fairly reflect the results of operations and cash flows for the year ended on that date. The Council is also responsible for preparing performance information that fairly reflects the service performance achievements for the year ended 31 December 2007. The Council's responsibilities arise from the Education Act 1989 and the Crown Entities Act 2004.

We are responsible for expressing an independent opinion on the financial statements and statement of service performance and reporting that opinion to you. This responsibility arises from section 15 of the Public Audit Act 2001 and the Crown Entities Act 2004.

### **Independence**

When carrying out the audit we followed the independence requirements of the Auditor-General, which incorporate the independence requirements of the Institute of Chartered Accountants of New Zealand.

Other than the audit, we have no relationship with or interests in the Polytechnic or its subsidiary.



S B Lucy  
Audit New Zealand  
On behalf of the Auditor-General  
Wellington, New Zealand

Matters Relating to the Electronic Presentation of the Audited Financial Statements, Performance Information  
This audit report relates to the financial statements and performance information of Whitireia Community Polytechnic (the Polytechnic) and group for the year ended 31 December 2007 included on the Polytechnic's web-site. The Polytechnic's Council is responsible for the maintenance and integrity of the Polytechnic's web site. We have not been engaged to report on the integrity of the Polytechnic's web site. We accept no responsibility for any changes that may have occurred to the financial statements and performance information since they were initially presented on the web site.  
The audit report refers only to the financial statements and performance information named above. It does not provide an opinion on any other information which may have been hyperlinked to or from the financial statements and performance information. If readers of this report are concerned with the inherent risks arising from electronic data communication they should refer to the published hard copy of the audited financial statements and performance information as well as the related audit report dated 15 April 2007 to confirm the information included in the audited financial statements and performance information presented on this web site.  
Legislation in New Zealand governing the preparation and dissemination of financial information may differ from legislation in other jurisdictions.

## SPECIAL SUPPLEMENTARY GRANTS

Statement of Revenue and Expenditure for the period 1 January to 31 December 2007

<b>MĀORI LEARNERS</b>	<b>2007</b>		<b>2006</b>	
	<b>Revenue</b>	<b>Expenditure</b>	<b>Revenue</b>	<b>Expenditure</b>
	\$	\$	\$	\$
	71,135	91,059	48,750	76,601

<b>PACIFIC LEARNERS</b>	<b>2007</b>		<b>2006</b>	
	<b>Revenue</b>	<b>Expenditure</b>	<b>Revenue</b>	<b>Expenditure</b>
	\$	\$	\$	\$
	68,735	74,503	88,930	94,225

<b>SPECIAL EDUCATION</b> (TAUTOKO EDUCATION CENTRE)	<b>2007</b>		<b>2006</b>	
	<b>Revenue</b>	<b>Expenditure</b>	<b>Revenue</b>	<b>Expenditure</b>
	\$	\$	\$	\$
	53,778	70,900	60,500	70,980

<b>SPECIAL EDUCATION</b> (WORK SKILLS)	<b>2007</b>		<b>2006</b>	
	<b>Revenue</b>	<b>Expenditure</b>	<b>Revenue</b>	<b>Expenditure</b>
	\$	\$	\$	\$
	0	0	54,652	60,652

<b>TERTIARY STUDENTS WITH DISABILITIES</b>	<b>2007</b>		<b>2006</b>	
	<b>Revenue</b>	<b>Expenditure</b>	<b>Revenue</b>	<b>Expenditure</b>
	\$	\$	\$	\$
	84,600	99,670	90,072	90,072

## PROGRAMME ADVISORY COMMITTEES

FACULTY OF ARTS &  
COMMUNICATION

## APPLIED ARTS

**Bachelor of Applied Arts  
Certificate in Applied Arts**

*Hinemoana Baker*  
*Writer/Musician, Wellington*

Pip Byrne  
*Whitireia Community Polytechnic*

Kaye Jujnovich  
*Whitireia Community Polytechnic*

Helen Kedgley  
*Pātaka, Porirua Museum of Arts &  
Cultures*

Tanya Kapitko  
*Dance Aotearoa New Zealand (DANZ),  
Wellington*

Norman Meehan  
*Massey University, Wellington*

Erik Ngan  
*Te Papa National Museum, Wellington*

Janet Nixon  
*Whitireia Community Polytechnic*

Rachel Patrick  
*Whitireia Community Polytechnic*

Karen Ross  
*NZ Book Council, Wellington*

MaryRose Royal  
*Whitireia Community Polytechnic*

Brendan Smythe  
*NZ on Air, Wellington*

Margaret Tolland  
*Pātaka, Porirua Museum of Arts &  
Cultures*

## DANCE (PERFORMING ARTS)

**Bachelor of Applied Arts (Performing Arts)  
Certificate in Māori Pacific Performance  
Diploma in Performing Arts**

Bob Cater  
*Porirua Community Arts Council*

Marie Cribb  
*Hutt Valley High School, Lower Hutt*

Drew James  
*Whitireia Community Polytechnic*

Kiri Jean Green  
*Student Representative, Whitireia  
Community Polytechnic*

Kaye Jujnovich  
*Whitireia Community Polytechnic*

Mark Kairua  
*Porirua City Council*

Cathy Livermore  
*Whitireia Community Polytechnic*

Inia Maxwell  
*Whitireia Community Polytechnic*

Lynne Pringle  
*DANZ Secondary School Education  
Officer, Wellington*

Tuaine Robati  
*Whitireia Community Polytechnic*

Elisapeta Scanlan  
*Whitireia Community Polytechnic*

Dolly Seow-Ganeson  
*NZ Trade and Enterprise, Wellington*

Gaylene Sciascia  
*Whitireia Community Polytechnic*

Deirdre Tarrant  
*Footnote Dance Company, Wellington*

Jaydene Tautari  
*Student Representative, Whitireia  
Community Polytechnic*

## DRAMA (STAGE AND SCREEN)

**Diploma in Stage and Screen Arts  
Diploma in Applied Stage and Screen Arts  
(Advanced)**

James Ashcroft  
*Taki Rua Productions, Wellington*

Pip Byrne  
*Tutor/Writer, Wellington*

Richard Finn  
*New Zealand College of Performing  
Arts, Porirua*

Ruth Franks  
*Avalon Film and Television School,  
Lower Hutt*

Cohen Hollaway  
*Graduate, New Zealand College of  
Performing Arts*

Kaye Jujnovich  
*Whitireia Community Polytechnic*

Libby Justice  
*Wellington Actors Agency*

Mark Kairua  
*Porirua City Council*

Colleen McColl  
*Downstage Theatre*

Kerehi Paurini  
*Student Representative, Whitireia  
Community Polytechnic*

Robyn Payne  
*Theatre Professional, Wellington*

Keryn Stone  
*New Zealand College of Performing  
Arts, Porirua*

Susan Wilson  
*Circa Theatre, Wellington*

Zack Wineera  
*Student Representative, Whitireia  
Community Polytechnic*

## MUSIC

**Bachelor of Applied Arts (Music)  
Certificate in Applied Arts (Music strand)  
Certificate in DJ Music  
Certificate in Foundation Music  
Certificate in Live Sound and Event  
Production  
Certificate in Rock, Jazz and Commercial  
Music  
Diploma in Rock, Jazz and Commercial  
Music**

Manny Abraham  
*Whitireia Community Polytechnic*

Paul Baines  
*Business Consultant, Wellington*

Rhys Bell  
*Student Representative, Whitireia  
Community Polytechnic*

Roger Booth  
*New Zealand Qualifications Authority,  
Wellington*

Don Boyd  
*Whitireia Community Polytechnic*

Sandy Cairns-James  
*Whitireia Community Polytechnic*

Anton Carter  
*Creative NZ, Wellington*

Paul Dyne  
*Massey University, Wellington*

Drew James  
*Whitireia Community Polytechnic*

Kaye Jujnovich  
*Whitireia Community Polytechnic*

Laureen King  
*Student Representative, Whitireia  
Community Polytechnic*

Neil Maddever  
*Sound Engineer, Wellington*

Andy Mauafua  
*Whitireia Community Polytechnic*

Joseph McGregor  
*Student Representative, Whitireia  
Community Polytechnic*

Ray Mercer  
*Māori Musician, Wellington*

John O'Connor  
*Whitireia Community Polytechnic*

George Packard  
*Whitireia Community Polytechnic*

Shannon Rawiri  
*Whitireia Community Polytechnic*

Ian Seumanu  
*Whitireia Community Polytechnic*

Wade Sharp  
*Whitireia Community Polytechnic*

Anton Smith  
*Student Representative, Whitireia  
Community Polytechnic*

Georgina Swan-Hay  
*Student Representative, Whitireia  
Community Polytechnic*

Fraser Tahau  
*Professional Musician, Palmerston  
North*

Jared Tansley  
*Student Representative, Whitireia  
Community Polytechnic*

Des Wilson  
*Whitireia Community Polytechnic*

Neil Worboys  
*School Teacher, Wellington*

## PHOTOGRAPHY

***Certificate in Advanced Photography  
Certificate in Practical Photography***

Gareth Christian  
*Student Representative, Whitireia Community  
Polytechnic*

Chris Coad  
*Freelance Photographer, Wellington*

Stanley Garmonsway  
*Photographic Retailer, Wellington*

Glen Howey  
*Tutor/Freelance Documentary  
Photographer, Wellington*

Murray Lloyd  
*Murray Lloyd Photography, Wellington*

Trish Pointon  
*Photographer, Mana*

Mel Phillips  
*Mel Phillips Photography, Raumati*

## VISUAL ARTS

***Bachelor of Applied Arts (Visual Arts)  
Certificate in Applied Arts (Visual Arts  
strand)  
Certificate in Mastercraft  
Certificate in Visual Arts  
Diploma in Jewellery Design  
Diploma in Visual Arts***

Sasha Lord  
*Graduate, Whitireia Community  
Polytechnic*

Kivani Moriarty  
*Pātaka, Porirua Museum of Arts &  
Cultures*

Eric Ngan  
*Te Papa National Museum, Wellington*

Gary Shuker  
*Bishop Viard College, Porirua*

Helen Smith  
*Porirua Community Arts Council*

Margaret Tolland  
*Pātaka, Porirua Museum of Arts &  
Cultures*

Rudy Whitehead-Lopez  
*Whitireia Community Polytechnic*

## DESIGN AND MULTIMEDIA

***Bachelor of Applied Arts (Design)  
Certificate in Desktop Publishing for Print  
and the Web  
Certificate in Digital Design  
Certificate in Digital Media  
Diploma in Digital Design  
Diploma in Digital Design and  
Multimedia  
National Certificate in Electronic  
Multimedia (Levels 3 and 4)  
National Certificate in Electronic  
Multimedia (Advanced)  
National Diploma in Design Graphic Strand***

Kenneth Gilliam  
*Norse Advertising Design, Wellington*

Lian Hathaway  
*Independent Advisor, Wellington*

Barbara Harford  
*Whitireia Community Polytechnic*

Dickson Lentell  
*Wakefields Digital Colour Solutions  
Ltd, Wellington*

Rex McIntosh  
*Click Suite, Wellington*

Lynn Peck  
*Central Media Ltd, Wellington*

Collin Phillips  
*Base Two Ltd, Wellington*

Donald Preston  
*College of Creative Arts, Massey  
University, Wellington*

Sue Scott  
*Whitireia Community Polytechnic*

Alan Tawhi-Amopiu  
*Student Representative, Whitireia  
Community Polytechnic*

Jack Yan  
*Jack Yan & Associates, Wellington*

## COMMUNICATION & MEDIA STUDIES

### CREATIVE WRITING

***Bachelor of Applied Arts (Creative Writing)  
Diploma in Creative Writing  
Diploma in Creative Writing (Advanced)  
Graduate Diploma in Creative Writing***

Pip Byrne  
*Whitireia Community Polytechnic*

Kaye Corns  
*Student Representative, Whitireia  
Community Polytechnic*

Chris Else  
*NZ Society of Authors, Wellington*

Catherine Fitzgerald  
*Blue Skin Films, Wellington*

Mandy Hager  
*Writer, Wellington*

John Huria  
*Huia Publishers, Wellington*

Kaye Jujnovich  
*Whitireia Community Polytechnic*

Hamish McDonald-Bates  
*Student Representative, Whitireia  
Community Polytechnic*

Karen Ross  
*NZ Book Council, Wellington*

## ENGLISH LANGUAGE

***Certificates in Intensive General English  
(Beginner, Elementary Preintermediate,  
Intermediate, Upper Intermediate,  
Advanced, Academic)  
Short Course Certificate in English for  
Further Study***

Lynda Eves  
*RMS Refugee Resettlement, Porirua*

Amanda Forsey  
*Whitireia Community Polytechnic*

Ariadne Fountain  
*Porirua Language Project Inc.*

Ellanor Henry  
*Wellington Institute of Technology,  
Lower Hutt*

Marcia Huso  
*Whitireia Community Polytechnic*

Ester Laban  
*Whitireia Community Polytechnic*

Kaye Le Gros  
*Whitireia Community Polytechnic*

Reverend Perema Leasi  
*P.I.P.C Church Minister, Porirua*

Reverend Setu Masina  
*Retired Minister of the Pacific Island  
Church, Porirua.*

Bounyang Thiphakone  
*Laos Community Advisor, Porirua*

Annette Woods  
*Settlement Support, Porirua*

## JOURNALISM

***National Certificate in Journalism  
(Introductory)  
National Diploma in Journalism***

Terry Brown  
*Radio NZ, Wellington*

Clive Conland  
*Radio/Broadcasting, Wellington*

Matt Dallas  
*Kapi Mana News, Porirua*

Geoff Davies  
*Chartered Accountant Journal,*  
*Wellington*

Amanda Forsey  
*Whitireia Community Polytechnic*

Marcia Huso  
*Whitireia Community Polytechnic*

Diane Joyce  
*Kapiti Observer/Horowhenua Mail,*  
*Kapiti Community Newspapers,*  
*Paraparaumu*

Kaye Jujnovich  
*Whitireia Community Polytechnic*

Kaye Le Gros  
*Whitireia Community Polytechnic*

Destina Munro  
*Whitireia Community Polytechnic*

Queenie Rikihana  
*Whitireia Community Polytechnic*

Alastair Stewart  
*Student Representative, Whitireia*  
*Community Polytechnic*

Jim Tucker  
*Whitireia Community Polytechnic*

David Vaeafe  
*Pacific Cooperation Foundation,*  
*Wellington*

Bernie Whelan  
*City Life, Capital Community*  
*Newspapers, Petone*

Jill Wilson  
*CWA New Media, Wellington*

## PUBLISHING

### ***Diploma in Publishing***

Robbie Burton  
*Craig Potton Publishing, Nelson*

Elizabeth Caffin  
*Auckland University Press*

Linda Henderson  
*Booksellers NZ, Wellington*

John Huria  
*Ahitext Solutions Ltd, Porirua*

Rachel Lawson  
*Whitireia Community Polytechnic*

Ann Mallinson  
*Mallinson-Rendel Publishers,*  
*Wellington*

Anne Tucker  
*Whitireia Community Polytechnic*

Mia Yardley  
*Student Representative, Whitireia*  
*Community Polytechnic*

## FACULTY OF BUSINESS AND INFORMATION TECHNOLOGY

### BUSINESS AND MANAGEMENT

*Bachelor of Applied Business Studies*  
*Diploma in Accounting*  
*Diploma in HR Management*  
*Diploma in Management*  
*Diploma in Management (Not for Profit Sector)*  
*Diploma in Marketing*  
*Graduate Diploma in Applied Business Studies*  
*Legal Executives Certificate*  
*New Zealand Diploma in Business*  
*NZIM Certificate in Management*  
*NZIM Certificate in Small Business Management*  
*NZIM Small Business Entrepreneurs Certificate*

### COMPUTING & INFORMATION TECHNOLOGY

*Bachelor of Information Technology*  
*Certificate in Computing*  
*Certificate in Information Technology*  
*Diploma in Information and Communications Technology (Levels 5&6)*  
*Diploma in Information Technology (Levels 5&6)*  
*Graduate Diploma in Information Technology*  
*Microsoft Unlimited Potential Learning Foundation (Uplift) course*

Anthony Bowe  
*National Bank, Porirua*

Mark Carroll  
*Microsoft NZ Ltd, Wellington*

Gordon Churchill  
*Whitireia Community Polytechnic*

Mark Copsy  
*Porirua Business Trust*

Ray Cowles  
*Porirua City Council*

Dennis Dawson  
*Whitireia Community Polytechnic*

Mike Fermanis  
*Whitireia Community Polytechnic*

Mike Ferris  
*Employment Hug, Porirua*

Batch Hales  
*NZIM, Wellington*

Rick Hook  
*gen-i Ltd, Wellington*

Liz Kelly  
*Kelly Hygiene Ltd, Porirua*

Julie McGowan  
*Whitireia Community Polytechnic*

David Miller  
*Vantage Consulting Group, Wellington*

Leta Roach  
*Whitireia Community Polytechnic*

Dennis Sharman  
*Sharman Consulting Ltd, Tawa*

Michael Stevens  
*Computer in Homes, Porirua*

Mina Wikohika  
*Student Representative, Whitireia*  
*Community Polytechnic*

## FACULTY OF HEALTH, EDUCATION AND SOCIAL SCIENCES

### FOUNDATION EDUCATION

*Certificate in Foundation Education (with strands in Business, Health Science and Social Science)*

Anne Abbott  
*Whitireia Community Polytechnic*

Jasna Antunovich  
*Multicultural Centre, Wellington*

Wendy Booth  
*Student Representative, Whitireia*  
*Community Polytechnic*

Helen Borren  
*Whitireia Community Polytechnic*

Mary-Lee Caldwell  
*Graduate, Whitireia Community*  
*Polytechnic*

Jaki Clarke  
*Graduate, Whitireia Community*  
*Polytechnic*

Helen Cleary  
*Whitireia Community Polytechnic*

Atarangi Clothier  
*Whitireia Community Polytechnic*

Lenore Cunningham  
*Student Representative, Whitireia*  
*Community Polytechnic*

Ngaroma Davis  
*Student Representative, Whitireia*  
*Community Polytechnic*

Beth Derby  
*Whitireia Community Polytechnic*

Maua Faafoi  
*Graduate, Whitireia Community*  
*Polytechnic*

Amanda Forsey  
*Whitireia Community Polytechnic*

Gabrielle Gorst  
*Whitireia Community Polytechnic*

Kahlim Graham  
*Graduate, Whitireia Community*  
*Polytechnic*

Sue Hamilton  
*Student Representative, Whitireia*  
*Community Polytechnic*

Carolyn Harvey  
*Graduate, Whitireia Community*  
*Polytechnic*

Jacqui Hopkin  
*Student Representative, Whitireia  
Community Polytechnic*

Mary Manderson  
*Whitireia Community Polytechnic*

Penny Morris  
*Whitireia Community Polytechnic*

Ken Munro  
*Whitireia Community Polytechnic*

Tania Patterson  
*Student Representative, Whitireia  
Community Polytechnic*

Heather Reeves-Timms  
*Whitireia Community Polytechnic*

Juanita Richardson  
*Whitireia Community Polytechnic*

Adrienne Rogers  
*Graduate Whitireia Community  
Polytechnic*

Wendy Scott  
*Whitireia Community Polytechnic*

John Upritchard  
*Whitireia Community Polytechnic*

Joyce Waiariki  
*Student Representative, Whitireia  
Community Polytechnic*

Fiona Wain  
*Whitireia Community Polytechnic*

Fran Webber  
*Student Representative, Whitireia  
Community Polytechnic*

Jane Webster  
*Whitireia Community Polytechnic*

Leisha Williams  
*Whitireia Community Polytechnic*

Rachel Williams  
*Graduate, Whitireia Community  
Polytechnic*

## NURSING & HEALTH SCIENCES

### MENTAL HEALTH

*Graduate Diploma in Psychiatric Practice  
National Diploma in Mental Health (Mental  
Health Support Work)  
Postgraduate Certificate in Forensic  
Psychiatric Care  
Postgraduate Certificate in Psychiatric Care  
Postgraduate Certificate in Psychiatric  
Nursing (Mental Health)*

Nikki Adams  
*Independent Health Advisor, Porirua*

Dr Helen Bichan  
*Honorary Member, Porirua*

Lois Boyd  
*Mental Health Service, Nelson  
Marlborough District Health Board*

Kaye Camcross  
*Mental Health Service, Capital & Coast  
District Health Board, Wellington*

Lewis Cate  
*Mental Health Service, Capital & Coast  
District Health Board, Wellington South*

Julie Clarke  
*Mental Health Service, Wairarapa  
District Health Board, Masterton*

Jennifer Davies  
*Student Representative, Whitireia  
Community Polytechnic*

Nigel Fairley  
*Forensic Health Services, Capital &  
Coast District Health Board, Porirua*

Kate Farrugia  
*Mental Health Services, Mid Central  
Health, Palmerston North*

Deirdre Florence  
*Forensic Health Services, Capital &  
Coast District Health Board, Porirua*

Debbie Gell  
*Public Prisons Services, Wellington*

Phillip Galley  
*Te Puna Waiora, Taranaki District  
Health Board, New Plymouth*

Sarah Gordon  
*Case Consulting, Wellington*

Shelley Gunther  
*Te Whare Ahuru, Hutt Valley District  
Health Board*

Carmel Haggerty  
*Whitireia Community Polytechnic*

Hineora Hakiaka  
*Mental Health Commission, Wellington*

Andrea Hill  
*Te Awhina, Good Health Wanganui*

Dennis Klue  
*Mental Health Services, Capital &  
Coast District Health Board, Porirua*

Areta Koopu  
*Forensic Health Services, Capital &  
Coast District Health Board, Porirua*

Shayola Koperu  
*Raumoko, Capital & Coast District  
Health Board, Porirua*

Juliana Korzon  
*Whitireia Community Polytechnic*

Kay Laracy  
*Whitireia Community Polytechnic*

Michelle Love-Gray  
*Whitireia Community Polytechnic*

Chris McCoard  
*Forensic Mental Health Services, Good  
Health Wanganui*

Beverly Miller  
*Forensic Health Services, Henry  
Bennett Centre, Hamilton*

Janine Olasa  
*Early Intervention Services, Wellington*

Reg Orovwuje  
*Forensic Health Services, Capital &  
Coast District Health Board, Porirua*

Brian Phillips  
*Mental Health Services, Hutt Valley  
District Health Board*

Fran Richardson  
*Whitireia Community Polytechnic*

Dianne Sadler  
*Papatuanuku, Capital & Coast District  
Health Board, Porirua*

Oketopa Shepherd  
*Forensic Health Services, Capital &  
Coast District Health Board, Porirua*

Sarah Simpson  
*Student Representative, Whitireia  
Community Polytechnic*

Margaret Southwick  
*Whitireia Community Polytechnic*

Jeff Symonds  
*Forensic Health Services, Health  
Waikato, Hamilton*

Vicky Tohill  
*Independent Health Advisor, Porirua*

Wendy Trimmer  
*Whitireia Community Polytechnic*

Eileen Weekly  
*Mental Health Services, Capital &  
Coast District Health Board, Porirua*

**National Certificate in Mental Health  
(Mental Health Support Work)**

Alec Cairns  
*Te Roopu Pookai Matahauriki,  
Taaniwhaniwha, Porirua*

Lewis Cate  
*Capital & Coast District Health  
Board, Wellington*

Tevita Finau  
*Vakaola, Porirua*

Deirdre Florence  
*Capital & Coast District Health Board,  
Porirua*

Maria Grace  
*Graduate, Whitireia Community  
Polytechnic/Wellink Trust, Porirua*

Carmel Haggerty  
*Whitireia Community Polytechnic*

Hineroa Hakiaka  
*Mental Health Commission, Wellington*

Te Aranga Hakiwai  
*Te Roopu Pookai Whakapakari Ora  
Trust, Wellington*

Karin Keith  
*Club House, Wellington*

Salevao Manase  
*Maninoa Trust, Porirua*

Paul Moles  
*Timata Hou, Porirua*

Diane Sadler  
*Capital & Coast District Health Board,  
Porirua*

Moana Solomona  
*Addictions Counsellor, Porirua*

Monica Smiler  
*Te Paepae Arahī, Lower Hutt*

Vicki Tohill  
*Timata Hou, Porirua*

Simi Tuiavii  
*Maninoa Trust, Porirua*

Jo Turner  
*Graduate, Whitireia Community  
Polytechnic*

Karyn Walker  
*Central Potential Te Rito Maia,  
Wellington*

## NURSING

***Bachelor of Nursing  
Certificate in Health Professional Practice  
Development  
Short Course Certificate – Health Degrees  
Pre-Entry  
Short Course Certificate in Clinical  
Supervision (Advanced)  
Short Course Certificate – Introduction to  
Clinical Supervision  
Short Course Certificate in Nursing  
Registration***

Anne Brinkman  
*NZ Nursing Organisation, Wellington*

Kaye Carncross  
*Capital & Coast District Health Board,  
Wellington*

Tony Dal Din  
*Hutt Valley District Health Board*

Margaret Faulkner  
*Community Representative, Porirua*

Alison Jamieson  
*Royal NZ Plunket Society, Wellington*

Katie McCullough  
*Student Representative, Whitireia  
Community Polytechnic*

Belinda McGrath  
*Whitireia Community Polytechnic*

Emily Marsh  
*Student Representative, Whitireia  
Community Polytechnic*

Cheryle Moss  
*Victoria University of Wellington*

Anjana Naidu  
*Whitireia Community Polytechnic*

Leanne Pool  
*Whitireia Community Polytechnic*

Richard Price  
*Student Representative, Whitireia  
Community Polytechnic*

Rachel Searle  
*Capital & Coast District Health Board,  
Wellington*

Dr Margaret Southwick  
*Whitireia Community Polytechnic*

Anne Stafford  
*Graduate, Whitireia Community  
Polytechnic*

Joce Stewart  
*Whitireia Community Polytechnic*

Fred Tipa  
*Graduate/Kawa Whakaruruhau,  
Whitireia Community Polytechnic*

Donna Voice  
*Whitireia Community Polytechnic*

### ***Bachelor of Nursing (Pacific)***

Doreen Agnew  
*Student Representative, Whitireia  
Community Polytechnic*

Ana Bourne  
*Student Representative, Whitireia  
Community Polytechnic*

Anne Allan-Moetaua  
*Pacific Health Advisor, Ministry of  
Health, Porirua*

Merianne Betham  
*Hutt Valley District Health Board*

Rita Erika  
*Capital & Coast District Health Board,  
Porirua*

Folole Esera  
*Samoan Nurses Association, Porirua*

Elaine Ete-Rasch  
*Whitireia Community Polytechnic*

Faleula Fatialofa  
*Samoan Nurses Association, Porirua*

Toe Fiu  
*Community Representative, Porirua*

Maligi Hetutu  
*Pacific Community Health, Porirua*

Kathy Holloway  
*Whitireia Community Polytechnic*

Eve Kaimoana  
*Student Representative, Whitireia  
Community Polytechnic*

Kupa Kupa  
*Wellington Independent Practitioners  
Association LTD*

Sipaia Kupa  
*Capital & Coast District Health Board,  
Porirua*

Asenati Kupa Apolinario  
*Student Representative, Whitireia  
Community Polytechnic*

Faye Logovae  
*Mental Health Services, Hutt Valley  
District Health Board*

Siloma Masina  
*Pacific Peoples Health, Hutt Valley  
District Health Board*

Melanie Mata  
*Student Representative, Whitireia  
Community Polytechnic*

Maria Millen  
*Kemp Home & Hospital, Porirua*

Jean Mitaera  
*Whitireia Community Polytechnic*

Lee Pearce  
*Pacific Support Services, Capital &  
Coast District Health Board, Wellington*

Sharon Phillips  
*Whitireia Community Polytechnic*

Fuimaono Karl Pulotu-Endermann  
*Capital & Coast District Health Board,  
Wellington*

Wendy Scott  
*Whitireia Community Polytechnic*

Margaret Southwick  
*Whitireia Community Polytechnic*

Fiona Tautua  
*Graduate, Whitireia Community  
Polytechnic*

Carmen Timu-Parata  
*Whitireia Community Polytechnic*

Ungatea Tuitupou  
*Whitireia Community Polytechnic*

Des Turia  
*Whitireia Community Polytechnic*

Ofa Va'afusuaga-Erika  
*Whitireia Community Polytechnic*

Iunita Vaofusi  
*Petone Union Health, Lower Hutt*

Leisha Williams  
*Whitireia Community Polytechnic*

### ***Kawa Whakaruruhau***

Helen Cleary  
*Whitireia Community Polytechnic*

Tama Coker  
*Ngati Toa*

Joanna Davison  
*Whitireia Community Polytechnic*

Jolanda Lemow  
*Whitireia Community Polytechnic*

Sha Panapa  
*Whitireia Community Polytechnic*

Leanne Pool  
*Whitireia Community Polytechnic*

Hemi Potae  
*Whitireia Community Polytechnic*

Adrienne Rogers  
*Student Representative, Whitireia  
Community Polytechnic*

Dr Margaret Southwick  
*Whitireia Community Polytechnic*

Dai Te Wiata  
*Student Representative, Whitireia  
Community Polytechnic*

Fred Tipa  
*Graduate, Whitireia Community  
Polytechnic*

Robina Wichman  
*Hutt Union and Community Health  
Services (HUCHS)*

## POSTGRADUATE NURSING

***Postgraduate Certificate in Hospice  
Palliative Care  
Postgraduate Certificate in Nursing  
Postgraduate Certificate in Specialty Care***

Kate Collier  
*Student Representative, Whitireia  
Community Polytechnic*

Bridget Gray  
*Student Representative, Whitireia  
Community Polytechnic*

Kathy Holloway  
*Whitireia Community Polytechnic*

Julie Maher  
*Te Omanga Hospice, Lower Hutt*

Dr Margaret Martin  
*Victoria University of Wellington*

Monica O'Reilly  
*Capital & Coast District Health Board*

Nina Osman  
*Student Representative, Whitireia  
Community Polytechnic*

Kate Reid  
*Hospice Palliative Care Education,  
Christchurch*

Gaye Robertson  
*Mary Potter Hospice, Wellington*

Anne Schumacher  
*Independent Advisor, Wellington*

Mary Schumacher  
*Hospice New Zealand, Wellington*

Dr Margaret Southwick  
*Whitireia Community Polytechnic*

Dr Siew Tan  
*Te Omanga Hospice, Lower Hutt*

Jill Wilkinson  
*Mary Potter Hospice, Wellington*

***Postgraduate Certificate in Primary Health  
Care Specialty Nursing***

Kerri Arcus  
*Whitireia Community Polytechnic*

Gill Acom  
*Nurse Practitioner (Youth Health),  
Lower Hutt*

Liz Banks  
*Royal NZ Plunket Society, National  
Office, Wellington*

Erin Beatson  
*Royal NZ Plunket Society, National  
Office, Wellington*

Anne Brinkman  
*NZ Nurses Organisation, Wellington*

Liz Day  
*Whitireia Community Polytechnic*

Amanda Donohue  
*Student Representative, Whitireia  
Community Polytechnic*

Catherine Fowler  
*Tresillian Family Care Centres, Head  
Office, NSW Australia*

Theresa Fowler  
*Hutt Valley District Health Board*

Eldred Gilbert  
*Capital & Coast District Health Board*

Michelle Halford  
*Hutt Valley District Health Board*

Anne Hodren  
*Royal NZ Plunket Society, National  
Office, Wellington*

Kathy Holloway  
*Whitireia Community Polytechnic*

Jenny Hugtenburg  
*Hutt Valley District Health Board*

Amber Lauchlan  
*Student Representative, Whitireia  
Community Polytechnic*

Anna Liki-Faalenuu  
*Pacific Educator, Auckland*

Tui Makoare  
*Student Representative, Whitireia  
Community Polytechnic*

Kathy Nelson  
*Victoria University of Wellington*

Lianne Ormsby  
*Whitireia Community Polytechnic*

Linda Polaschek  
*Royal NZ Plunket Society, National  
Office, Wellington*

Meryl Ryan  
*Māori Clinical Educator, Auckland*

Dianne Stevens  
*Practice Nurse, Porirua*

Kelly Woods  
*Student Representative, Whitireia  
Community Polytechnic*

***Postgraduate Certificate in Perioperative  
Specialty Nursing***

Kerri Arcus  
*Whitireia Community Polytechnic*

Collette Breton  
*Hutt Valley District Health Board*

Liz Churches  
*Hutt Valley District Health Board*

Alison Eruera  
*Wakefield Hospital, Wellington*

Susan Garthwaite  
*Hutt Valley District Health Board*

Mary Ann Johnson  
*Medtra NZ Ltd, Lower Hutt*

Jenny Keene  
*Hutt Valley District Health Board*

Chrissy Nelson  
*Care Direct, Wellington*

Margaret Southwick  
*Whitireia Community Polytechnic*

Sue Tansley  
*Hutt Valley District Health Board*

Susan Wayman  
*Hutt Valley District Health Board*

Myra Wilson  
*Medtra NZ Ltd, Wellington*

## PARAMEDICS

***Bachelor of Health Science (Paramedic)***

Ceri Anderson  
*Student Representative, Whitireia  
Community Polytechnic*

Don Banks  
*Wellington Free Ambulance*

John Britton  
*Wellington Free Ambulance*

Steve Crew  
*Wairarapa District Health Board,  
Masterton*

Jackie Davis  
*Whanau Care Services, Capital & Coast  
District Health Board, Porirua*

Prof Des Gorman  
*University of Auckland*

Sarah Hoyle  
*Wellington Free Ambulance*

Andy Long  
*Wellington Free Ambulance*

Mary Manderson  
*Whitireia Community Polytechnic*

Kelvin McIvor  
*Wellington Free Ambulance*

Matthew Millar  
*Student Representative, Whitireia  
Community Polytechnic*

Glen Mitchell  
*Student Representative, Whitireia  
Community Polytechnic*

Glenn Mitchell  
*Wellington Free Ambulance*

Andrew Orange  
*Medicine Management Ltd, Palmerston  
North*

Bronwyn Peek  
*Student Representative, Whitireia  
Community Polytechnic*

Grant Pennycook  
*St Johns Ambulance, Palmerston North*

Craig Quin  
*Wellington Free Ambulance*

Pete Roe  
*Wellington Free Ambulance*

Judy Smith  
*St John Ambulance, Wellington*

Alison Taylor  
*Student Representative, Whitireia  
Community Polytechnic*

Peter Van Dijk  
*Wellington Free Ambulance*

David Waters  
*Wellington Free Ambulance*

Chris Webb  
*Auckland University of Technology*

Katy Wilkinson  
*Student Representative, Whitireia  
Community Polytechnic*

## SOCIAL AND COMMUNITY SERVICES

### SOCIAL WORK

***Bachelor of Social Work  
National Diploma in Social Work  
Certificate in Community Health and Social  
Services***

Ross Barber  
*Epuni Care Residential, Child Youth  
and Family Services, Wellington*

Dave Campbell  
*Whitford Brown Community Trust,  
Porirua*

Trish Chivers  
*Community Mental Health, Hutt Valley  
District Health Board*

Lainey Cowan  
*Aotearoa New Zealand Association  
Social Work, Paekakariki*

Keren Diprose  
*Student Representative, Whitireia  
Community Polytechnic*

Linda Eves  
*RMS Refugee Resettlement, Porirua*

Molly Fiso  
*Pacific Islands Women's Project,  
Wellington*

Carolyn Harvey  
*Student Representative, Whitireia  
Community Polytechnic*

Jenni Hedgman  
*Keneuru Hospital, Capital & Coast  
District Health Board, Porirua*

Lipoi Isopo  
*Whitireia Community Polytechnic*

Hene Kemp  
*Kokiri Marae Māori Women's Refuge,  
Wellington*

Bernice Kershaw  
*Independent Social Work Consultant,  
Hutt Valley*

Peter Kirby  
*WELLSTOP, Lower Hutt*

Joyce Luddon  
*Kapiti Skills Centre*

Nina Marshall  
*Student Representative, Whitireia  
Community Polytechnic*

Shirlee Marshall  
*RMS Refugee Resettlement, Porirua*

Jean Mitaera  
*Whitireia Community Polytechnic*

Nunia Ngauamo  
*Vakaola – Pacific Community Health,  
Porirua*

Lianne Ormsby  
*Maraeroa Health, Maraeroa Marae,  
Porirua*

Bernie Priston  
*Abbat Trust, Porirua*

Hanah Raraoa  
*Student Representative, Whitireia  
Community Polytechnic*

Riripeti Reedy  
*Whitireia Community Polytechnic*

Heather Reeves-Timms  
*Whitireia Community Polytechnic*

Marlene Rickard-Simms  
*Kokiri Marae Māori Women's Refuge,  
Wellington*

Jane Seymour  
*Kapiti Women's Refuge*

Fay Stanton  
*Kapi Mana School, Porirua*

Daisy Tanielu-Savavau  
*Re-Integration Programme, Rimutaka  
Prison, Upper Hutt*

Rebecca Solomon  
*Hutt Valley Prisoners Aid and  
Rehabilitation*

Michael Thompson  
*Student Representative, Whitireia  
Community Polytechnic*

Hannie van Cruchten  
*Kapiti Women's Refuge*

Agnus Ward  
*Idea Services CSM, Paraparaumu*

Frances Warren  
*Student Representative, Whitireia  
Community Polytechnic*

Kevin Watene  
*Re-Integration Programme, Rimutaka  
Prison, Upper Hutt*

Leisha Williams  
*Whitireia Community Polytechnic*

### YOUTH WORK

***Certificate in Youth Work (Christian Youth  
Workers)***

Chris Casey  
*Anglican Youth Diocese, Wellington*

Louise Falepau  
*Whitireia Community Polytechnic*

Bex Gilling  
*The Rock Church, Wellington*

Jonny Gilling  
*The Rock Church, Wellington*

Faye Molen  
*Praxis, Wellington*

Steve Molen  
*Salvation Army, Wellington*

Ethnie Windom  
*Karori Community Centre, Wellington*

***Diploma in Youth and Community Studies***

Larisa Anderson  
*Headland Seat Initiative, Matamata*

Frank Bird  
*Logos Project, Auckland*

Denise Crump  
*Manakau Salvation Army, Horowhenua*

Steve Crump  
*Manakau Salvation Army, Horowhenua*

Paul Mather  
*Praxis, Wellington*

Andrew Shepherd  
*Praxis, Auckland*

Briarly Yates  
*Te Ora Hou, Whangarei*

***National Certificate in Tamariki Ora – Well  
Child Services***

Anna Anderson  
*External Health Provider  
Representative, Auckland*

Megan Cameron  
*National Community Karitane,  
Hamilton*

Hilda Fa'asalele  
*Pacific Services Development,  
Wellington*

Louise Falepau  
*Whitireia Community Polytechnic*

Clare Ivory  
*Student Representative, Community  
Karitane, Auckland*

Caroline Jellie  
*Student Representative, Community  
Karitane, Auckland*

Brigid Jenkinson  
*Clinical Educator, Christchurch*

Anna Liki-Faalenuu  
*Pacific Clinical Educator, Christchurch*

Teeikura Marsters  
*Student Representative, Plunket  
Kaiāwhina, Auckland*

Liz Mitchelson  
*Plunket Māori Caucus Board, Auckland*

Lynlee Misilisi  
*Student Representative, Plunket  
Kaiāwhina, Auckland*

Paula Perham  
*Community Karitane, Auckland*

Linda Polaschek  
*Plunket Education, Wellington*

Peter Tahere  
*Papakura Marae, South Auckland*

Jeff Tukua  
*Kaumatua, Auckland*

Louise Troy  
*Clinical Leader, Counties Manukau*

Te Aomarama Wilson  
*Plunket Māori Caucus Board, Auckland*

## TEACHING AND EDUCATIONAL STUDIES

### ADULT TEACHER EDUCATION

*Certificate in Adult Learning and Teaching  
Certificate in Professional Teaching Practice  
(English Diploma in Adult Learning and  
Teaching)*

Jill Clark  
*Whitireia Community Polytechnic*

Clare Hazledine  
*Whitireia Community Polytechnic*

Kathy Holloway  
*Whitireia Community Polytechnic*

Kaye Jujnovich  
*Whitireia Community Polytechnic*

Willis Katene  
*Whitireia Community Polytechnic*

Sharn Riggs  
*Association of Staff in Tertiary  
Education (ASTE) Te Hau Takitini o  
Aotearoa, Wellington*

Heather Thompson  
*Whitireia Community Polytechnic*

Liz Waterhouse  
*Whitireia Community Polytechnic*

Marie Vaney  
*Wellington Institute of Technology*

Alison Viskovic  
*Whitireia Community Polytechnic*

Stephen Wickens  
*Whitireia Community Polytechnic*

## EARLY CHILDHOOD EDUCATIONAL STUDIES

*Bachelor of Teaching (Early Childhood  
Education)  
Certificate in Early Childhood Education  
(Introductory)  
Diploma in Early Childhood Education*

Amanda Coulston  
*Free Kindergarten Association,  
Wellington Region*

Herani DeMuth  
*Childcare Networks Ltd, Porirua*

Gill Dodson  
*Whitireia Community Polytechnic*

Rosita Faiga  
*Student Representative, Whitireia  
Community Polytechnic*

Diane Fazakerley  
*Nga Tamariki, Lower Hutt*

Ngametuakore Foster  
*Student Representative, Whitireia  
Community Polytechnic*

Lofi Kupa  
*PIC Porirua Early Childhood Learning  
Centre, Porirua*

Christine Macilquham  
*Titahi Bay Kindergarten, Porirua*

Noki Martin  
*Te Wānanga Māori, Whitireia  
Community Polytechnic*

Tasi Pereira  
*Whitireia Community Polytechnic*

Penelope Pokoati  
*Student Representative, Whitireia  
Community Polytechnic*

Bronwyn Pullen  
*Bronwyn's Place Preschool, Porirua*

Faith Russell  
*Student Representative, Whitireia  
Community Polytechnic*

Marg Sellers  
*Whitireia Community Polytechnic*

Lynlee Shaw  
*Te Whare Ako Childcare Centre, Petone*

Lolenese Siu  
*Community Representative, Wellington*

Caroline Stairmand  
*Whitireia Community Polytechnic*

Bella Tanielu- Dick  
*Whitireia Community Polytechnic*

Vijay Tatineni  
*Johnsonville Kindergarten, Wellington*

Thomas Tawhiri  
*Whitireia Community Polytechnic*

Dianne Tews  
*Grafton Private Kindergarten,  
Paraparaumu*

Besso Toleafoa  
*Childcare Networks Ltd, Porirua*

Reverend Nove Vailaau  
*Waihemo Aoga Amata, Porirua*

## FACULTY OF SERVICE INDUSTRIES AND TRADES

### BUSINESS AND MANAGEMENT

### BUSINESS ADMINISTRATION AND OFFICE SYSTEMS

*Certificate in Administration  
Certificates in Office Administration and  
Computing (Introductory,  
Intermediate, Advanced, Contact Centre)  
Certificate in Office Skills/Computing  
Certificate in Retail Management  
Certificate in Retail and Cosmetic Services  
Certificate in Security  
National Certificate in Business  
Administration & Computing (Level 2)  
National Certificate in Computing (Levels  
2&3)  
National Certificate in First Line  
Management  
National Certificate in First Line  
Management (Communications and Quality)  
National Certificate in Retail (Level 3)  
Short Course Certificate in Computer  
Applications  
Short Course Certificate in MYOB  
(Accounts)  
Community Computing*

Violet Calder  
*Student Representative, Whitireia  
Community Polytechnic*

Janine Dean  
*Whitireia Community Polytechnic*

Sally Dowdall  
*Whitireia Community Polytechnic*

Natasha Esau  
*Student Representative, Whitireia  
Community Polytechnic*

Serena Fiso  
*Connect Global, Porirua*

Helen Gardiner  
*Whitireia Community Polytechnic*

Dale Hartle  
*Porirua City Council, Porirua*

Jeanette Hourigan  
*Independent Advisor, Hutt City*

Laren Jordan  
*Kinetic Recruitment Consultants,  
Porirua*

Eve-Marie Kingi  
*Student Representative, Whitireia  
Community Polytechnic*

Louise Kirikino  
*Hairdressing Industry Training  
Organisation, Wellington*

Anne Le'aupepe  
*Capital Coast District Health Board,  
Porirua*

Kaye Mayson-Steiner  
*Whitireia Community Polytechnic*

Sue Nepe  
*The Association of Administrative Professionals New Zealand, Porirua*

Melissa Nielsen  
*Whitireia Community Polytechnic*

Leonie Schmidt  
*Whitireia Community Polytechnic*

Elisapeta Tuaoimaalii  
*Student Representative, Whitireia Community Polytechnic*

Andrew Walmsley  
*Housing New Zealand Corporation, Porirua*

## SERVICE SECTOR

### BEAUTY AND HAIRDRESSING

*Certificate in Beauty and Hairdressing*  
*Certificate in Beauty Services*  
*Certificate in Beauty Therapy*  
*Certificate in Retail & Cosmetic Services*  
*National Certificate in Beauty Services (Level 4)*  
*National Certificate in Body Therapy (Level 5)*  
*National Certificate in Hairdressing (Salon Support)(Level 2)*  
*Short Course Certificate in Nail Technology*

Rachael Broad  
*Whitireia Community Polytechnic*

Maureen Bowring  
*Hair Craft Centre, Tawa*

Pene Burns  
*Hairdressing Industry Training Organisation, Wellington*

Helen Gardiner  
*Whitireia Community Polytechnic*

Neil Gardiner  
*Whitireia Community Polytechnic*

Karen Goodman  
*Whitireia Community Polytechnic*

Patricia Goodyear  
*Whitireia Community Polytechnic*

Jolie Gunn  
*Whitireia Community Polytechnic*

Jo Hall  
*Mystique Beauty Clinic, Wellington*

Norma-Jean Haines  
*Student Representative, Whitireia Community Polytechnic*

Sarah Hansen  
*North City Pharmacy, Porirua*

Pam Hughes  
*Whitireia Community Polytechnic*

Cathie Johnson  
*Whitireia Community Polytechnic*

Gemma Marshall  
*Student Representative, Whitireia Community Polytechnic*

Arana Matapuku  
*Student Representative, Whitireia Community Polytechnic*

Kate Robinson  
*Whitireia Community Polytechnic*

Diane Ross  
*Aqua Beauty Spa, Tawa*

Angelique Simmonds  
*Beauty Therapist, Tawa*

Simonne Spackman  
*Dermal International, Auckland*

Nicola Stoddart  
*North City Pharmacy, Porirua*

Kay Urlich  
*Shakina for Hair, Porirua*

### CATERING AND HOSPITALITY

*Certificate in Café Service*  
*Certificate in Food Retail Management*  
*Certificate in Professional Cookery (incorporating the City and Guilds International Certificate and Diploma in Cookery)*  
*National Certificate in Hospitality (Food and Beverage Service)(Level 2)*  
*National Diploma in Hospitality (Management) (Level 5)*

Dave Marr  
*Hospitality Standards Institute, Wellington*

Pat Mattinson  
*Hospitality Standards Institute, Wellington*

Rob Rangi  
*The Professionals, Porirua*

Sarah Rangi  
*Kapi Mana News, Porirua*

Murray Reeve  
*Bucket Tree Restaurant, Tawa*

Belinda Wotton  
*The Peppermill, Porirua*

### FLORISTRY AND HORTICULTURE

*Certificate in Agrichemical Application*  
*Certificate in Horticulture and Landscaping*  
*Growsafe Introductory Certificate*  
*National Certificate in Floristry (Level 2)*  
*National Certificate in Horticulture*

Dean Bowden  
*Growsafe, Porirua*

Claire Clark  
*Camp Elsdon, Porirua*

Cheryl Collins  
*Black Rose Florist, Porirua*

Mary Dinniss  
*Horticulture Industry Training Organisation, Wellington*

Neil Gardiner  
*Whitireia Community Polytechnic*

Bruce Graham  
*Porirua City Council Nursery*

David Harris  
*Double D Wholesalers, Tawa*

Mary-Ellen Leen  
*Whitireia Community Polytechnic*

Coral McDonald  
*NZ Professional Florists, Upper Hutt*  
Tracey Newport  
*Whitireia Community Polytechnic*

Megan Parker  
*Whitireia Community Polytechnic*

Denzil Philp  
*Whitireia Community Polytechnic*

Celeste Shotter  
*Whitireia Community Polytechnic*

Tony Tomlin  
*Independent Advisor, Porirua*

Stephen Wickens  
*Whitireia Community Polytechnic*

## SPORTS AND RECREATION

### OUTDOOR ADVENTURE

*Certificate in Outdoor Adventure*  
*Certificates in Outdoor Leadership (Abseil Instructor, Abseil Leadership, Alpine Instructor, Alpine Leadership, Bush Instructor, Bush Leadership, First Aid Instructor, Maintaining Safety, Medical Leadership)*  
*Diploma in Outdoor Adventure*  
*Diploma in Outdoor Leadership (with strands in Outdoor First Aid, Bush, Alpine, Abseil or HUNTS)*  
*Short Course Certificate in Avalanche Safety*

Maria-Lee Burland  
*Whitireia Community Polytechnic*

Stewart Doherty  
*Whitireia Community Polytechnic*

Helen Gardiner  
*Whitireia Community Polytechnic*

Joe Green  
*NZ Mountain Safety Council, Wellington*

Chris Hall  
*Whitireia Community Polytechnic*

Phil Henry  
*Independent Advisor, Raumati*

Angus Hulme-Moir  
*Whitireia Community Polytechnic*

Wayne Putt  
*Whitireia Community Polytechnic*

Louise Skipper  
*Whitireia Community Polytechnic*  
Mike Spray  
*NZ Mountain Safety Council, Wellington*

Chris Tews  
*NZ Mountain Safety Council, Wellington*

## TRADES

### AUTOMOTIVE

*Certificate in Automotive Engineering*  
*Certificate in Automotive Engineering*  
*(Advanced)*  
*National Certificate in Motor Industry*  
*(Entry to Automotive Trades)*

Michael Alsford  
*Motor Training Organisation,*  
*Wellington*

David Bowler  
*Bowler Motors Ltd, Otaki*

Iain Campbell  
*Whitireia Community Polytechnic*

Ian Capewell  
*Plimmerton Motors, Porirua*

Paul Cooksley  
*Part Master, Lower Hutt*

Wayne Dorgan  
*Wayne Dorgan Auto Repairs, Titahi Bay*

John Forster  
*Whitireia Community Polytechnic*

Graham Garthwaite  
*Whitireia Community Polytechnic*

James Hill  
*Motor Training Organisation,*  
*Wellington*

Greg Maraku  
*Mobil Oil NZ, Alicetown*

Craig Martin  
*Rutherford & Bond Toyota, Porirua,*

Warren Mosely  
*Whitireia Community Polytechnic*

James Parr  
*Whitireia Community Polytechnic*

Tony Patterson  
*Whitireia Community Polytechnic*

Robert Pauletic  
*Land Transport & Safety Authority,*  
*Wellington*

Nilu Senadeera  
*Whitireia Community Polytechnic*

Eoin Stuart  
*North City Motors, Porirua*

Stephen Wickens  
*Whitireia Community Polytechnic*

### CARPENTRY, ELECTROTECHNOLOGY AND PLUMBING

*Certificate in Carpentry*  
*Certificate in Civil Construction*  
*(Introductory Skills)*  
*Certificate in Electrical Engineering*  
*Certificate in Plumbing, Drainlaying,*  
*Gasfitting and Roofing*  
*Certificate in Trade Skills*  
*National Certificate in Electrical*  
*Engineering (Level 2)*

Brian Boothroyd  
*Whitireia Community Polytechnic*

Daryl Bradford  
*Building & Construction Industry*  
*Training Organisation, Wellington*

Gavin Chambers  
*Mander Plumbing Ltd, Johnsonville*

Craig Cochrone  
*Plumbing Industry Training*  
*Organisation, Wellington*

Paul Craven  
*Electro Technology Industry Training*  
*Organisation, Lower Hutt*

Sam Dean  
*Whitireia Community Polytechnic*

Graham Garthwaite  
*Whitireia Community Polytechnic*

Terry Govenlock  
*Industry Consultant, Waikanae*

Dan Grove  
*Whitireia Community Polytechnic*

Nick Hall  
*Whitireia Community Polytechnic*

Guy Harris  
*Whitireia Community Polytechnic*

Chris Jones  
*Telecommunications Education Skills*  
*Standards Organisation, Wellington*

Ben McHugo  
*Whitireia Community Polytechnic*

Duncan McLennan  
*Mac-Dee Construction Ltd, Papakowhai*

Peter Murton  
*Murton Timbercraft, Porirua*

Graham Paton  
*Building & Construction Industry*  
*Training Organisation, Wellington*

Kevin Rogers  
*New Power Ltd, Wellington*

Nilu Senadeera  
*Whitireia Community Polytechnic*

John Sharp  
*Whitireia Community Polytechnic*

Justin Tampeau  
*Student Representative, Whitireia*  
*Community Polytechnic*

Brent Tuohy  
*Tuohy Homes Ltd, Plimmerton*

Stephen Watson  
*Sinclair Knight Merz Ltd, Wellington*

Stephen Wickens  
*Whitireia Community Polytechnic*

## TRANSPORT

### AVIATION

*Certificate in Aviation (Aeroplane)*  
*Certificate in Aviation (Helicopter)*  
*Certificate in Aviation (Helicopter)*  
*(Advanced)*  
*Certificate in Aviation (Helicopter) Turbine*  
*Certificate in Aviation (Instructor Rating)*  
*Certificate in Aviation (Multi-Engine*  
*Instrument Rating)*  
*Diploma in Aviation*

Graeme Barrell  
*Kapiti Aero Club, Paraparaumu*

Richard Baxter  
*Whitireia Community Polytechnic*

Sandra Boyd  
*Kapiti Air Academy, Paraparaumu*

Eru Brown  
*Kapiti Air Academy, Paraparaumu*

Richard Bull  
*Kapiti Air Academy, Paraparaumu*

Chris Hall  
*Whitireia Community Polytechnic*

Paul Harrison  
*Kapiti Air Academy, Paraparaumu*

Daneka Hyndman  
*Heliflight NZ Ltd, Auckland*

Andy McKay  
*Heliflight NZ Ltd, Auckland*

Tania Porter  
*Kapiti Air Academy, Paraparaumu*

Stephen Wickens  
*Whitireia Community Polytechnic*

Glenys Williams  
*Whitireia Community Polytechnic*

Mary Wilson  
*Whitireia Community Polytechnic*

### ROAD TRANSPORT

*Certificate in Commercial Road Transport*  
*Certificate in Road Transport*

Karl Barrett  
*Whitireia Community Polytechnic*

Maria-Lee Burland  
*Whitireia Community Polytechnic*

James Cameron  
*Infratrains NZ, Paraparaumu*

Iain Campbell  
*Whitireia Community Polytechnic*

Tama Coker  
*NZ Coach Service, Wellington*

Mike Dennehy  
*Central Area Road Transport*  
*Association, Lower Hutt*

Tony Lansdown  
*NZ Road Transport & Logistics*  
*Industry Training Organisation,*  
*Wellington*

Bruce Morgan  
*NZ Road Transport and Logistics  
Industry Training Organisation,  
Wellington*  
Peter Sheppard  
*AA Driver Education Foundation,  
Wellington*

Russel Walsh  
*Independent Industry Advisor,  
Wellington*

Shane Warren  
*Whitireia Community Polytechnic*  
Stephen Wickens  
*Whitireia Community Polytechnic*

## TRAVEL AND TOURISM

*Certificate in Tourism*  
*Certificate in Travel*  
*Certificate in Travel (Advanced)*  
*Diploma in International Tourism*  
*(incorporating the City and Guilds Diploma  
in International Tourism)*  
*National Certificate in Tourism and Travel*  
*(Core Skills)(Level 3)*  
*National Certificate in Travel (Level 3)*

Chris Barber  
*Enterprise Coast, Levin*

Helen Gardiner  
*Whitireia Community Centre*

Wendy Gibson  
*Whitireia Community Centre*

Lisa Harris-Powell  
*Whitireia Community Centre*

Sally Kennedy-Clark  
*Trilogy Travel, Paraparaumu*

Dave Marr  
*Hospitality Standards Institute,  
Wellington*

Maeleen Owen  
*Porirua Visitor Centre*

Rob Rangi  
*The Professionals, Porirua*

Sarah Rangi  
*Kapi Mana News, Porirua*

Murray Reeve  
*The Bucket Tree, Tawa*

Gloria Reynolds  
*Harvey World Travel, Waikanae*

Gaylene Sanderson  
*Enterprise Coast, Levin*

Liz Waterhouse  
*Whitireia Community Centre*

Belinda Wotten  
*The Peppermill, Porirua*

## TE WĀNANGA MĀORI

### MĀORI STUDIES

#### Te Ohu Kōkiri

*Diploma in Whakairo (Advanced) – Toiere  
Whakairo*  
*Certificate in Reo Māori – Te Ara Piko*  
*Certificate in Reo Māori - Tēnei Au*  
*Certificate in Waka Ama*  
*Certificate in Waka Ama (Advanced)*  
*National Certificate in Whakairo (Tuturu)*  
*(Level 4)*  
*National Diploma in Reo Māori (Level 5)*  
*National Diploma in Reo Māori (Level 6)*  
*National Diploma in Whakairo (Level 5)*  
*National Diploma in Whakairo (Level 6)*  
*Te Hiringa o Te Reo*

Herani De Muth  
*Student Representative, Whitireia  
Community Polytechnic and Toa Waka  
Ama Club, Porirua*

Kohai Grace  
*Artist, Porirua*

Hinemoa Hilliard  
*Artist, Massey University Wellington*

Evan Hippolite  
*Ngati Toa, Porirua*

Kahuwaero Katene  
*Ngati Toa, Porirua*

Willis Katene  
*Whitireia Community Polytechnic*

Nikki King  
*Student Representative, Whitireia  
Community Polytechnic*

Noki Martin  
*Whitireia Community Polytechnic*

Taku Parai  
*Whitireia Community Polytechnic*

Miria Pomare  
*Te Runanga o Toa Rangatira Inc,  
Porirua*

Justin Puna  
*Whitireia Community Polytechnic*

Kohuroa Ruwhiu  
*Te Kura Māori o Porirua*

Hinga Smith  
*Student Representative, Whitireia  
Community Polytechnic*

Takirirangi Smith  
*Whitireia Community Polytechnic*

Robert Solomon  
*Ngati Toa, Porirua*

Mareikura Whakataka-Brightwell  
*Whitireia Community Polytechnic*

## QUALITY REINVESTMENT PROGRAMME (QRP) STAGE THREE

Whitireia Community Polytechnic (Whitireia) applied for Quality Reinvestment Programme (QRP) Stage Three funding in February 2007. In July 2007, the Tertiary Education Commission (TEC) approved funding of \$6,590,000 (incl. GST) for the following projects to be carried out over the next two to three years:

1. Optimise the future viability of Whitireia programmes for the Wellington region
2. Support and improve the viability of key high-relevance and loss-making programmes
3. Optimise organisational effectiveness and efficiency
4. Regional Waharoa

An agreement which states key tasks, deliverables and payments for QRP Three funding was signed by the Whitireia and TEC in October. In November 2007, the Polytechnic received the first payment of QRP Three funding.

### ***Project Planning in 2007***

The following project planning has taken place:

- A Project Director has been appointed to manage the whole project
- A Steering Committee of senior staff has been established
- A QRP Three plan has been prepared with actions, deliverables, performance indicators and outcomes
- An overall QRP Three budget has been established, together with financial monitoring mechanisms
- Project sponsors and manager have been allocated to individual projects within the QRP Three
- Project management training for project staff started in 2007
- Workshops were held with the Council, Management Team and Polytechnic staff to communicate project plans and progress throughout the organisation
- TAMU management workshops for key senior staff have been organised for March 2008.

### ***Deliverables Reported to TEC***

#### ***Project 1: Optimise the future viability of Whitireia programmes for the Wellington region***

Based on initial analysis, completed in 2006, a more detailed assessment clearly identified programmes that financially 'marginal' or 'successful'. This led to the development of strategies and the initial preparation of individual plans for improving financial performance and responding to the changing stakeholder needs of 20 strategically relevant, but marginal, programmes.

#### ***Project 2: Support and improve the viability of key high-relevance and loss-making programmes***

Whitireia identified a small group of loss-making programmes that are distinctive for Whitireia and its educational provision for the local community and therefore of high strategic value. For these key programmes, individual plans for improving their financial viability have been initiated, while other such programmes, of less strategic importance, have been discontinued.

#### ***Project 3: Optimise organisational effectiveness and efficiency***

A progressive review of Whitireia organisational efficiency and effectiveness within the new policy environment has identified a range of strategies that will support the development of improved processes, a more refined programme costing system and a more relevant and rigorous management information system. Whitireia has, in accordance with TEC policy, implemented a staged withdrawal from domestic student provision in the Auckland campus, and undertaken initial organisational changes, e.g. a reduction in staff numbers.

#### ***Project 4: Regional Waharoa***

As part of stakeholder needs identification in the Kapiti region, a Learning Centre was opened for a three month trial period (December through to February) in the Coastlands Mall. The results of the stakeholder needs analysis are to be reported early in 2008.